




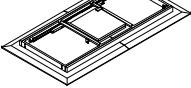


ASSEMBLING INSTRUCTION

6		S-6	1
5		M8*40	8
4		φ10*2	8
3		φ20*φ8*1.5	8
2		724*930*60	6
1		1800*950*107	1
Number	Description	Measurement	Pieces