












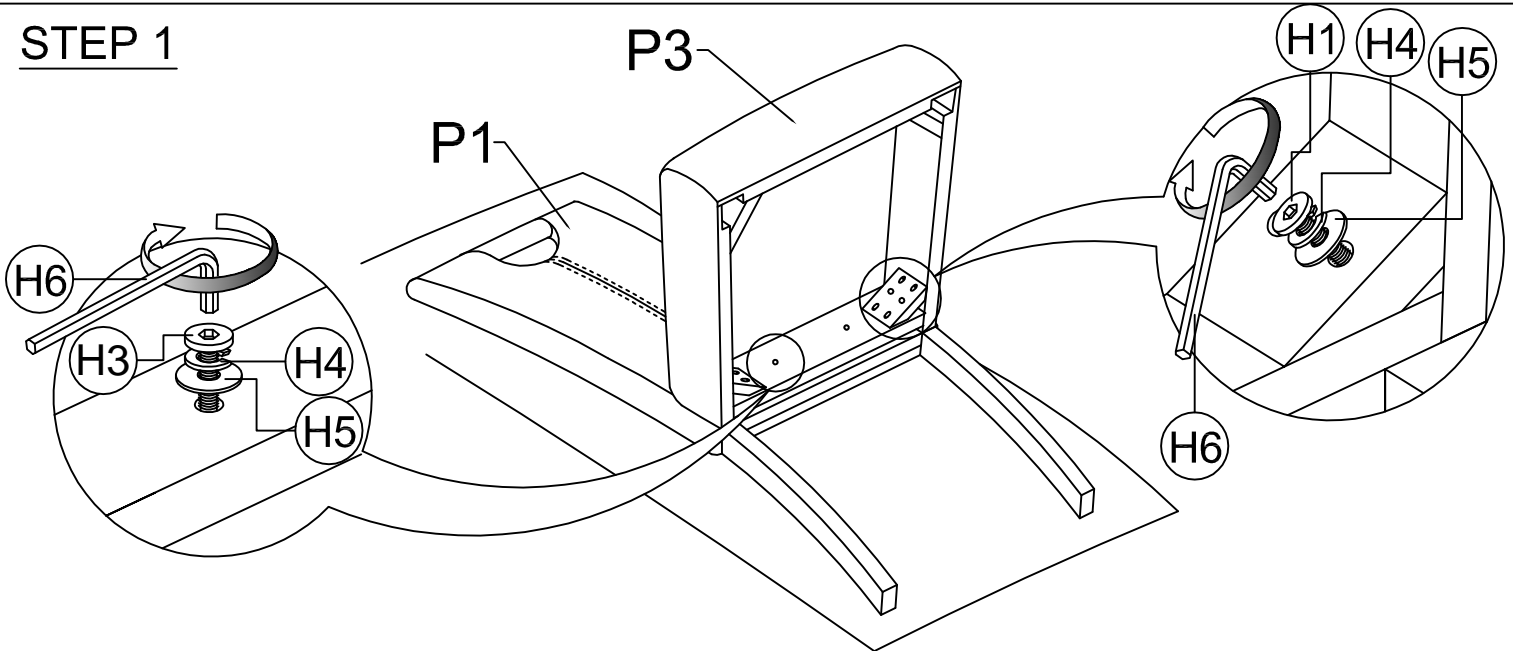
ASSEMBLY INSTRUCTIONS

ITEM	PART NAME	QTY
P1	Back Rest 	1 PC
P2	Front Leg 	2 PCS
P3	Seat 	1 PC

ITEM	HARDWARE NAME	DESCRIPTION	QTY	EXTRA
H1	JCBC M6x80mm		8 PCS	1 PC
H2	JCBC M6x50mm		8 PCS	1 PC
H3	JCBC M6x40mm		4 PCS	1 PC
H4	SPRING WASHER		20 PCS	1 PC
H5	FLAT WASHER		20 PCS	1 PC
H6	ALLEN KEY		1 PC	
H7	LEG GLIDES		8 PCS	2 PCS



STEP 1



STEP 2

