

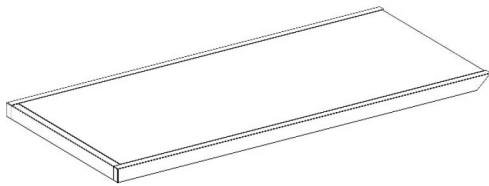


ASSEMBLY INSTRUCTIONS

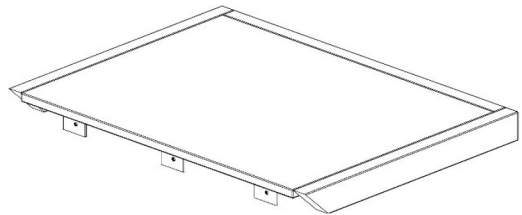
ITEM# 22050205010 XENON COFFEE TABLE

PART LIST				HARWARE LIST			
S. No.	DES	QTY	PHOTO	S. No.	DES	Qty	PHOTO
1	TOP	1		1	Allen Key	2	5MM ALLAN KEY 4MM ALLAN KEY
				2	Bolt	6	(16X8MM)
2	SIDE	1		3	Washer	14	
3	SHELVES	1		4	L CLIP	2	
4	IRON LEG	1		5	Bolt	8	(16X6MM)

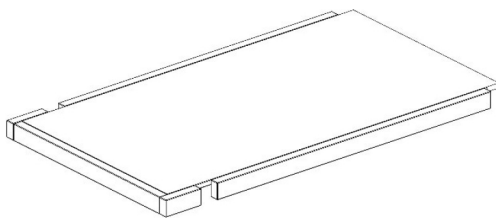
Step-1- keep upside down on the soft surface



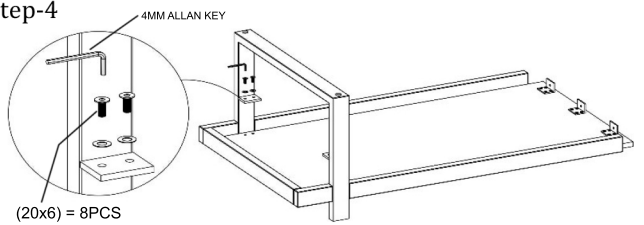
Step-2



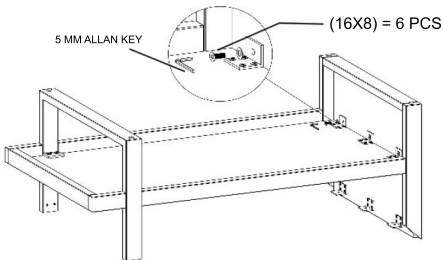
Step-3



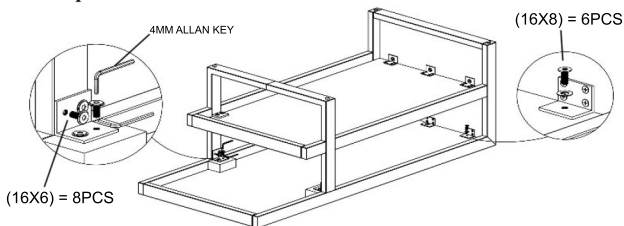
Step-4



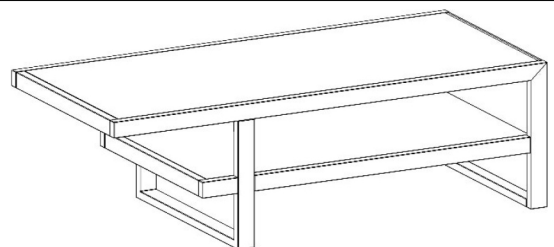
Step-5



Last Step



Final



We Design What You Need