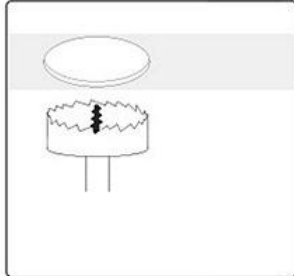
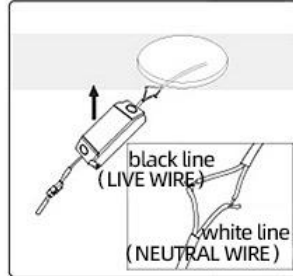


Installation method



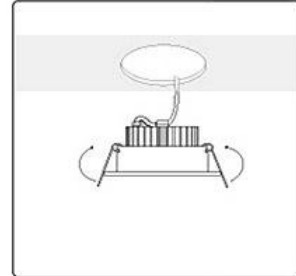
01 STEP 1

Drill holes in the ceiling according to the size of the lighting fixtures



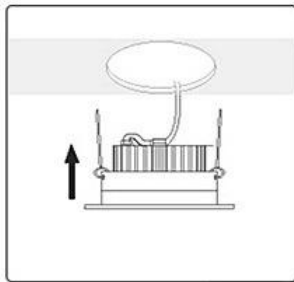
02 STEP 2

As shown in the figure, connect the wires and reserve them. Insert the good wire into the terminal block



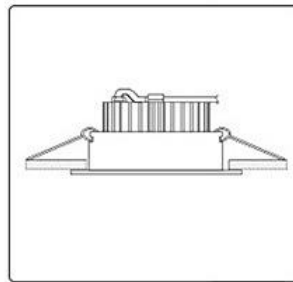
03 STEP 3

Push the springs on both sides of the lamp upwards



04 STEP 4

Place the junction box and other components into the ceiling hole, Press down on the spring plate and push the lamp into the hole



05 STEP 5

installation is complete