

Soji™ Stella Luxe Lantern

ALLSOP
HOME GARDEN

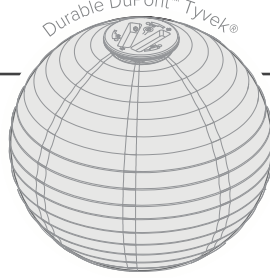
Included:



AA Batteries (2)



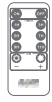
Lid with Hanger



Lantern
Shapes vary

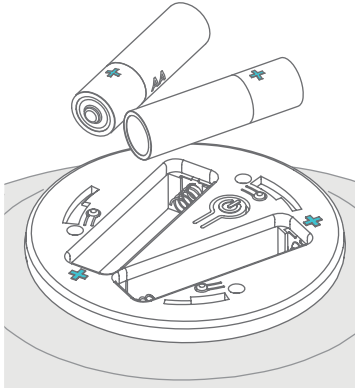


Frame Support

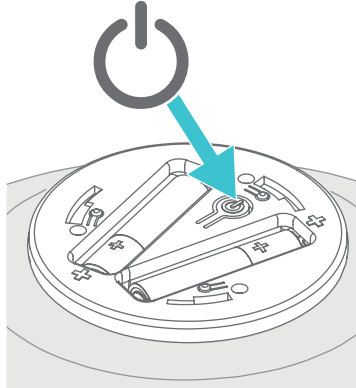


Remote Control

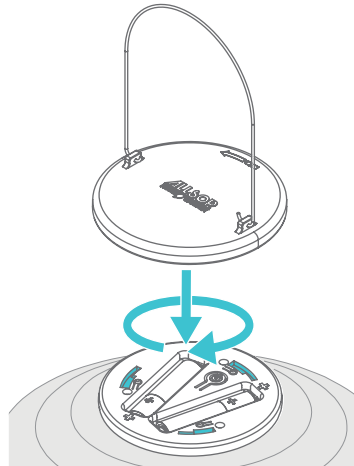
Instructions:



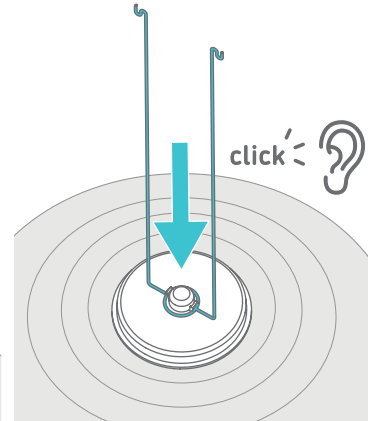
- 1. Install AA Batteries**
Insert batteries as indicated.



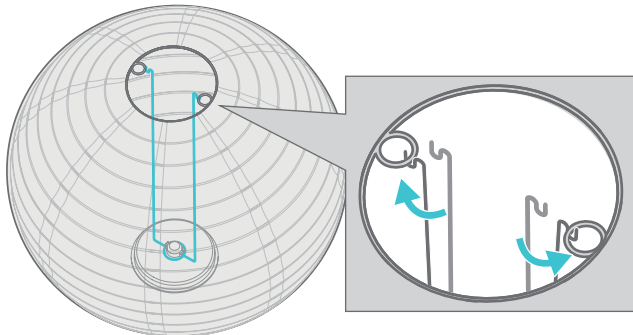
- 2. Press Power Button**
The LED will illuminate. This step wakes up your lantern to receive a signal from the remote.



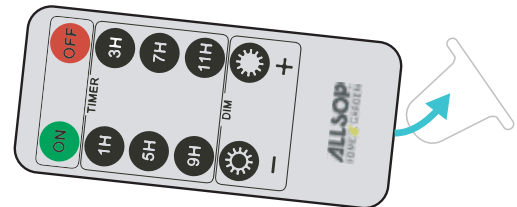
- 3. Attach Lid**
Align 3 lock tabs and press lid down, then twist clockwise until you feel a click. Tug upwards on the hanger to ensure lid is locked.



- 4. Attach Frame Support**
Flip collapsed lantern and push the circular end of the frame support down around the LED until you hear a click.



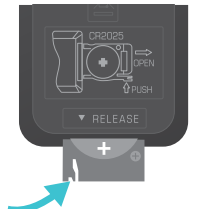
- 5. Expand Lantern**
Pull the lantern up to form its shape. Secure the hook ends of the wire frame support into the designated wire rings as illustrated. The frame support is designed to flex slightly, creating tension to ensure the DuPont™ Tyvek® fabric remains taut, giving the shade a crisp and polished appearance for years to come. While the lantern is crafted for year-round use both indoors and outdoors, storing it indoors when not in use and removing the AA batteries will help prolong its lifespan.



- 6. Remove Battery Tab and Enjoy!**
Pull the battery protector plastic strip out of the remote control and discard. Press ON for constant glow. Press a timer button and LED will turn off after the specified number of hours. Dim + and - control 4 levels of brightness.

Remote control works up to 33 feet. Bright ambient light may reduce the usable distance.

Replace depleted remote control battery with CR2025 (3V) coin battery. Use a fingernail to push the latch over and the tray slides out.



THANK YOU FOR YOUR PURCHASE!

We want you to be completely satisfied.
If you have any questions please contact our U.S.-based customer service department
support@allsopgarden.com
800-426-4303

Love your product?
Follow and Tag us
@allsopgarden with #allsopgarden



⚠ WARNING INGESTION HAZARD • DEATH or serious injury can occur • A swallowed button cell or coin battery can cause **Internal Chemical Burns** in as little as **2 hours** • **KEEP** new and used batteries **OUT OF REACH OF CHILDREN** • **Seek immediate medical attention** if a battery is suspected to be swallowed or inserted inside any part of the body • For treatment information call the National Battery Ingestion Hotline 1-800-498-8666. • Keep in original package until ready to use. • Immediately dispose of used batteries and keep away from children. Do NOT dispose of batteries in household trash. • Call a local poison control center for treatment information.

