
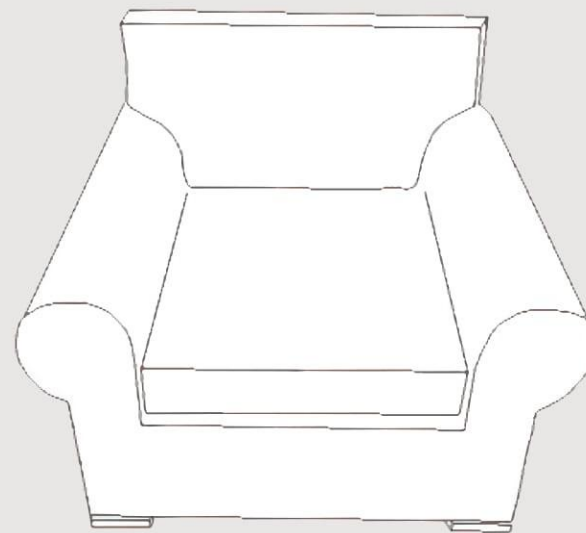


2 Enjoy Your New Outdoor Chair.



OUTDOOR CHAIR



ADULT ASSEMBLY REQUIRED


If you are missing any parts or have any questions regarding assembly, do not return this item to the retailer's store. Please call our toll-free customer service number and have this assembly manual open to the parts list ready to provide the model name, and part name or number.




WARNING: This product may contain small components, please ensure they are kept away from small children.

PARTS AND HARDWARE

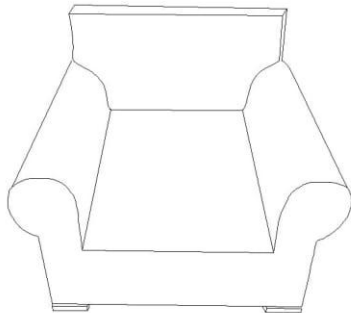
Avoid using sharp objects such as a knife to cut open packing as you may accidentally damage the upholstery.



A. Backrest
1x



B. Seat Cushion
1x



C. Chair
1x

ASSEMBLY INSTRUCTIONS

Do not fully tighten bolts until assembly is complete.

- 1 Your Outdoor Chair requires No Assembly. Place the included Cushion onto the frame.

