

VIVOHOME

Outdoor Cat Enclosures

Instruction Manual



THIS INSTRUCTION BOOKLET CONTAINS IMPORTANT SAFETY INFORMATION.
PLEASE READ AND SAVE IT FOR FUTURE REFERENCE.

PARTS LIST AND DIAGRAM

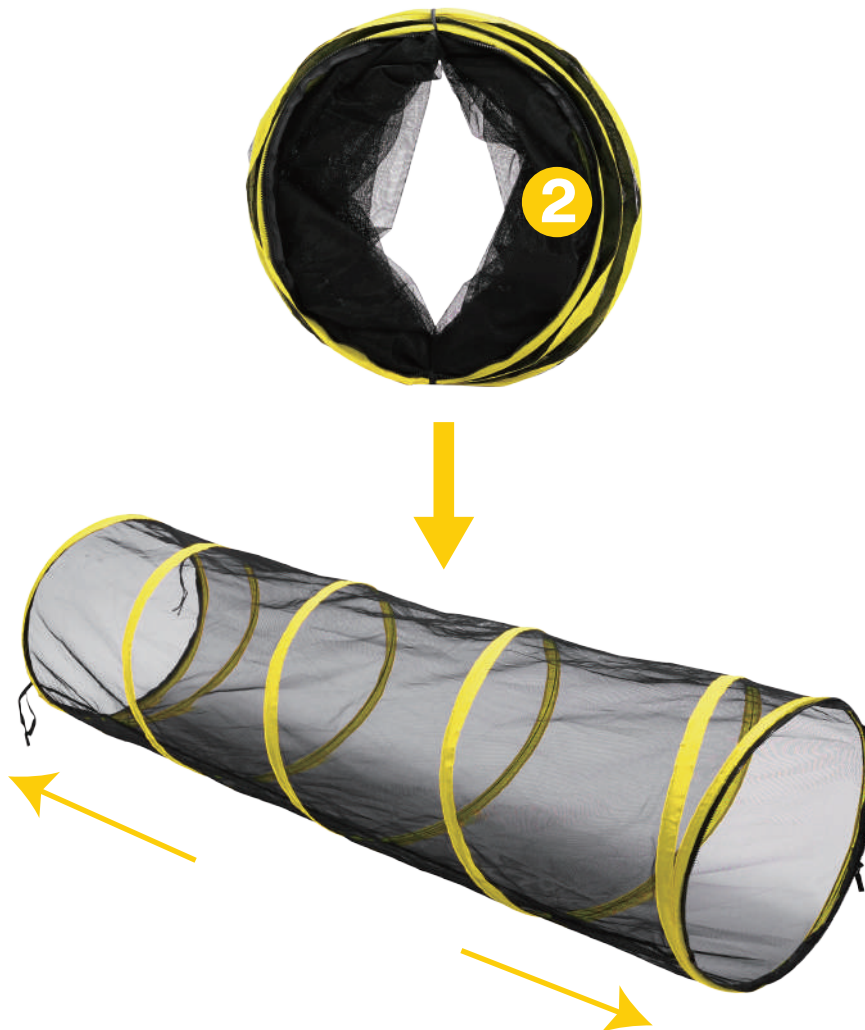
No.	Reference Image	Qty.	No.	Reference Image	Qty.
1		X1	2		X1
3		X1	4		X1
5		X1	6		X1

ASSEMBLY STEPS

STEP 1: Expand Part 1 as shown in the diagram below.



STEP 2: Expand Part 2 as shown in the diagram below.



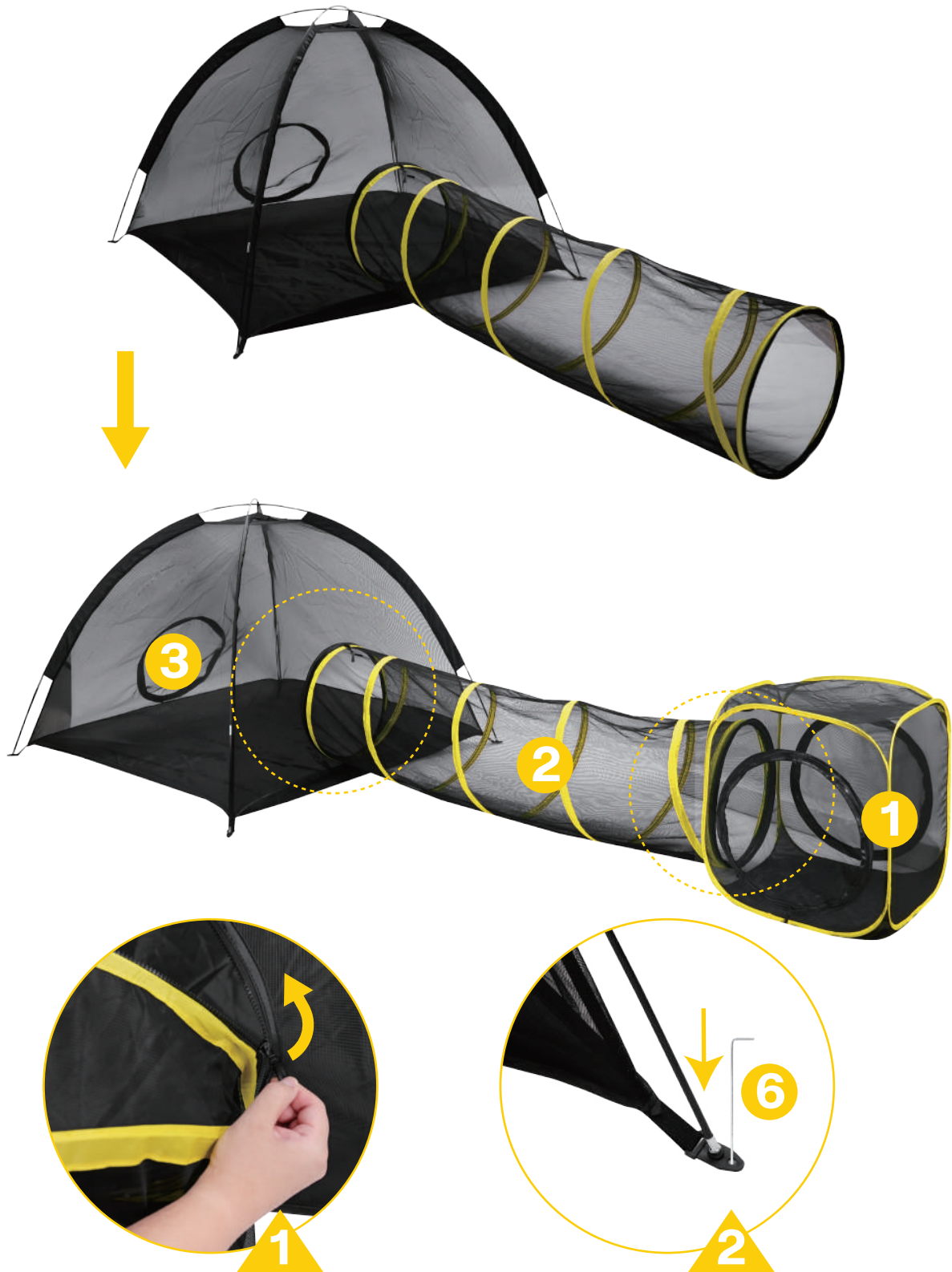
ASSEMBLY STEPS

STEP 3: Support Part 3 with Part 5 as shown in the diagram below.



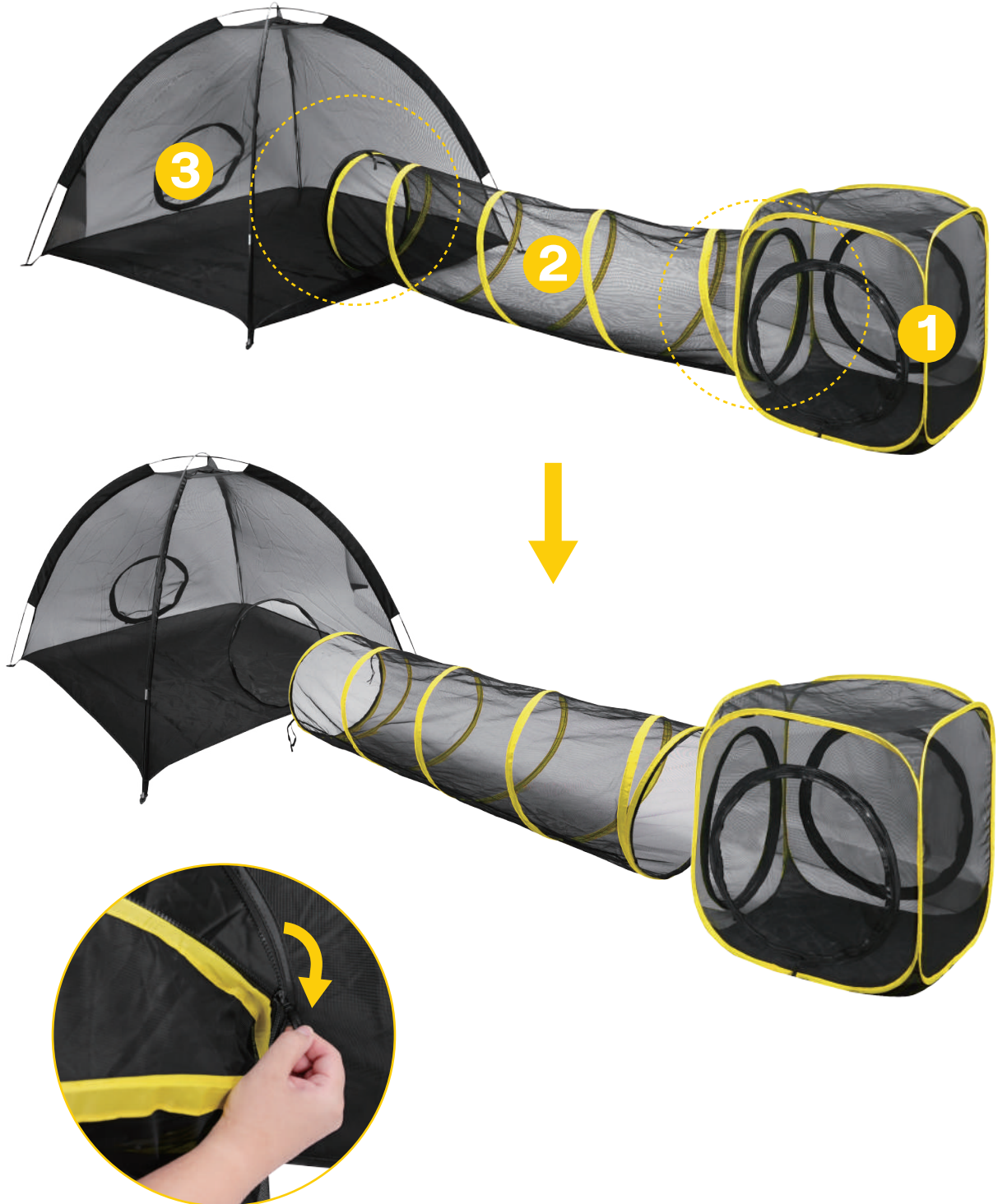
ASSEMBLY STEPS

STEP 4: Connect Part 1, Part 2, and Part 3 with the zipper, then insert Part 6 to secure as shown in the diagram below.



FOLD STEPS

STEP 1: Unzip and separate Part 1, Part 2, and Part 3 as shown in the diagram below.




FOLD STEPS

STEP 2: Fold up Part 1 as shown in the diagram below.



FOLD STEPS

STEP 3: Fold up Part 2 as shown in the diagram below.



STEP 4: Pull out Part 5, fold up Part 3, and then place Part 1, Part 2, and Part 3 inside Part 4 as shown in the diagram below.



VIVOHOME

NOTE:

To continuously improve its products, VIVOHOME reserves the right to modify this information without prior notification. For any questions regarding assembly, please watch the video on the product page or contact our customer service. Our customer service will gladly assist you with any additional questions, comments, or concerns.

Thank you for using VIVOHOME products in your home!

Thank You For Purchasing From
VIVOHOME
Made in China