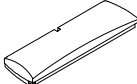











# ASSEMBLY INSTRUCTION

## DESCRIPTION : BENCH (RTA)

Thank you for purchasing this quality product. Be sure to check all packing material carefully for small Hardware which may have come loose inside the carton during shipment. Identify and count all Hardware and compare with the Hardware List Below.

PARTS LIST			
①	Chair Seat Cushion		1 Pc
②	Chair Back		1 Pc
③	Front Leg		2 Pcs
④	Center Leg		1 Pc

HARDWARE LIST			
(A)	JCBC Screw Ø1/4" x 50mm		6 Pcs
(B)	JCBC Screw Ø1/4" x 38mm		6 Pcs
(C)	JCBC Screw Ø1/4" x 70mm		4 Pcs
(D)	Spring Washer Ø1/4"		16 Pcs
(E)	Flat Washer Ø1/4" x 19mm x 2mm		16 Pcs
(F)	Allen Key		1 Pc

**NOTE:** Do not fully tighten Bolts until the assembly is completed.

