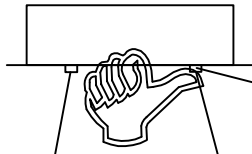
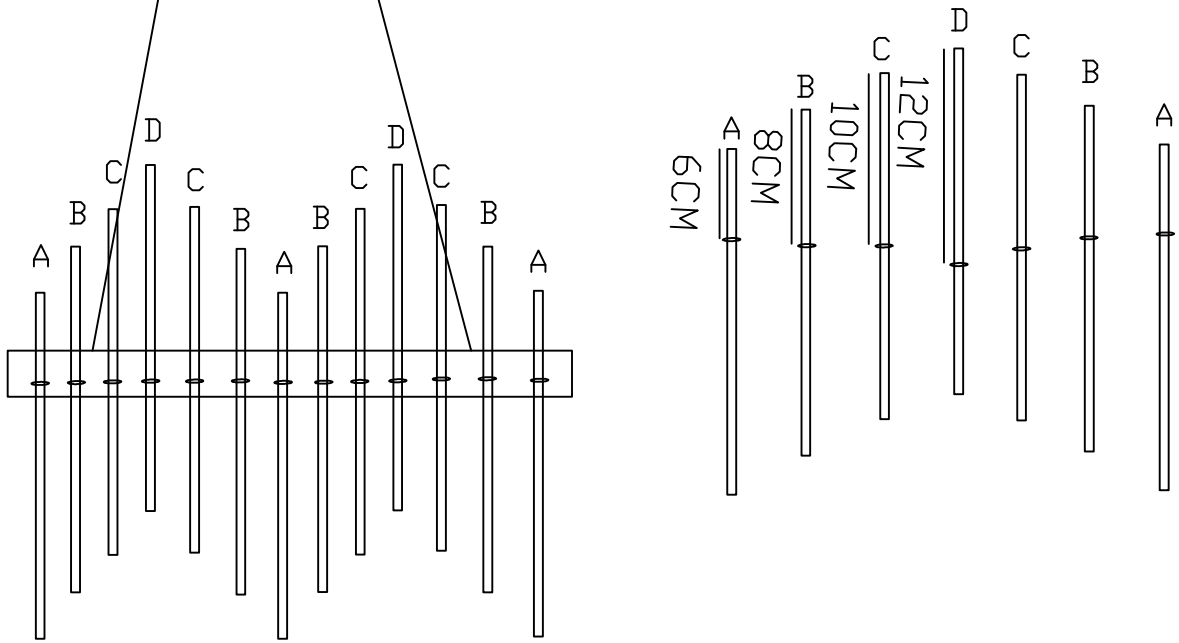


1. Hanging plate fixed to ceiling



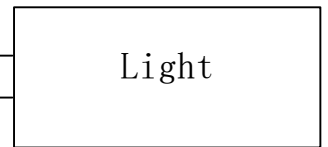

3. Press to adjust the height according to the actual situation, maximum adjustment height: 1M



4. Starting from any position, insert the holes in sequence.

2. Input Voltage AC85-265V


L  
N




Power Supply

Light


A: 32PCS




B: 64PCS



C: 64PCS



D: 32PCS



LED with 3 colors, wall switch can control.

Please be sure to power on and test before installation.