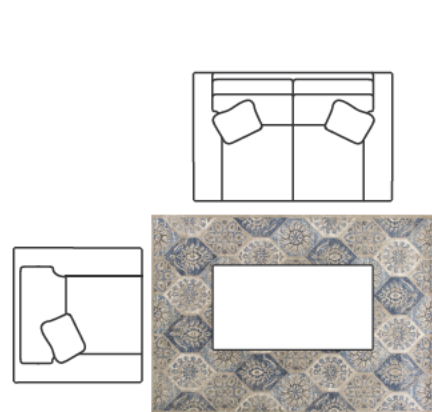


# ROOM SIZE GUIDE - SELECTING THE RIGHT SIZE RUG


## LIVING ROOM

Selecting a rug size for your living room depends on the room size and arrangement of your furniture.



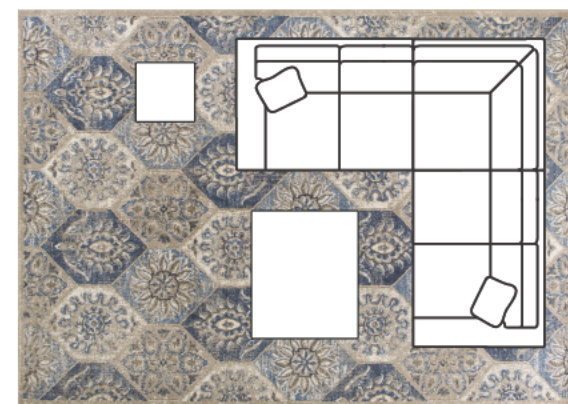
### 5' x 8' ALL LEGS OFF THE RUG

The most popular size for living rooms. In smaller living spaces or when you prefer to keep all legs off the rug, a 5' x 8' rug works best. With only the coffee table placed in the center of the rug, this leaves a spacious and airy yet complete living room.



### 8' x 10' FRONT LEGS ON THE RUG

Most commonly, people choose to put all front legs of their furniture on the rug while leaving the back legs off. The 8' x 10' size brings all pieces in the room together and creates a complete look.



### 9' x 12' ALL LEGS ON THE RUG


In a larger living room, a 9' x 12' rug with all furniture on the rug pulls the room together and will create a warm and inviting living space.





## DINING ROOM

The most common mistake in your dining room is choosing a rug that is too small. The key to rug selection for your dining room is that the rug should be big enough for your chair legs to sit comfortably on the rug when pulled out for people to sit. A common standard is to look for a rug that extends 2 feet on each side of the table.




### 5' x 8' FOUR PERSON TABLE

A 5' x 8' rug is most commonly paired with a small dining table that seats four people.



### 6'-8' Round FOUR TO SIX PERSON TABLE

Round rugs are ideal under round tables, but be sure the round rug you choose is large enough. Rectangle rugs also work well under round tables.



### 8' x 10', 9' x 12' ALL LEGS ON THE RUG

The larger the table, the larger the rug. Under a table for six to eight people, you will most likely need to have an 8' x 10' or 9' x 12' in order to keep all legs on the rug.





# ROOM SIZE GUIDE - SELECTING THE RIGHT SIZE RUG

## BEDROOM

The rug size you should select for your bedroom will be determined by your room size and the size of your bed.



**5' x 8'**  
**TWIN SIZE BED**  
Pull together this room with a 5' x 8' rug. It will work perfectly under your twin bed. We recommend placing the rug vertically and keeping the back legs off the rug.



**5' x 8'**  
**FULL SIZE BED**  
Lay the rug horizontally under the bed while keeping the back legs off the rug.



**8' x 10', 9' x 12'**  
**TWIN SIZE BEDS**  
If you have two twin beds in the same room, an 8' x 10' or 9' x 12' works well to pull the room together.



**8' x 10', 9' x 12'**  
**QUEEN SIZE BED**  
Laying the rug horizontally will work best. Depending on how much floor space you have in your room, you can choose to use an 8' x 10' or 9' x 12' rug.

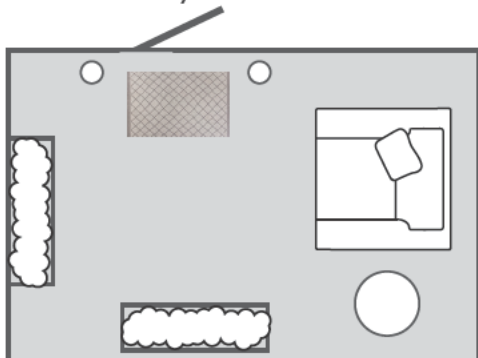


**9' x 12'**  
**KING SIZE BED**  
A king size bed calls for at least an 8' x 10' but usually a 9' x 12'. Anything smaller would appear out of proportion.



## OUTDOORS

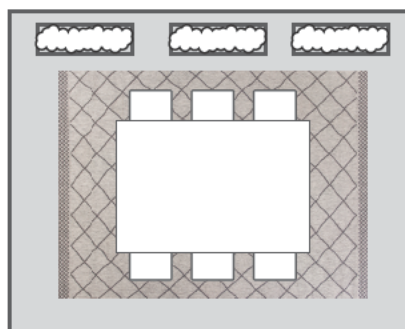
Outdoor rugs are a great way to add color and style to your deck or patio. When choosing an outdoor rug, you must know the size of your outdoor furniture as well as the patio space.



**2' x 3'**

### INDOOR / OUTDOOR MAT

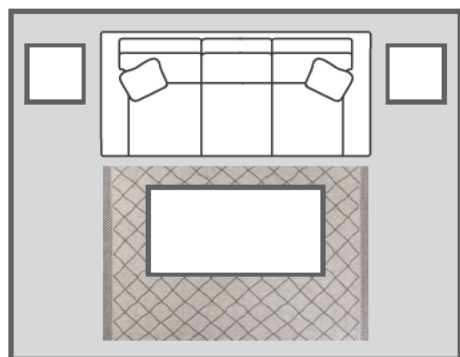
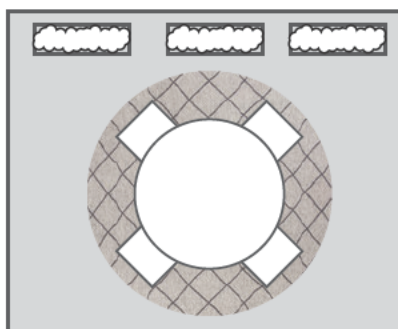
This small rug makes for a perfect room entry rug or doormat, inside or outside of your home. It's great for catching excess dirt and water from your guest's shoes.



**8' x 10', 9' x 12'**

### OUTDOOR DINING AREA

Similar guidelines as your dining room. Make sure the rug size you choose is large enough that when you extend the chairs away from the table they are still sitting on top of the rug. Larger size rugs work best for outdoor dining.



**5' x 8'**

### OUTDOOR SEATING AREA

This size rug will work well with any outdoor seating arrangement. You can choose to place the rug in front of your furniture or under the front legs, similar to how a living room is styled.

