



**INSTRUCTIONS D'ASSEMBLAGE  
ASSEMBLY INSTRUCTIONS**

---

**PATERE -  
72" H / STYLE CONTEMPORAIN METAL ARGENT**


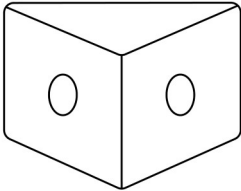
**COAT RACK -  
72" H / SILVER METAL CONTEMPORARY STYLE**



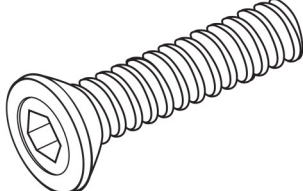
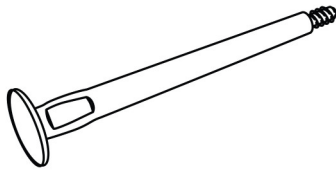
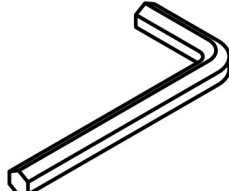
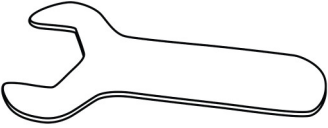
**POUR DE L'ASSISTANCE OU POUR COMMANDER  
DES PIÈCES CONTACTEZ NOTRE DÉPARTEMENT  
DE SERVICE À LA CLIENTÈLE.**

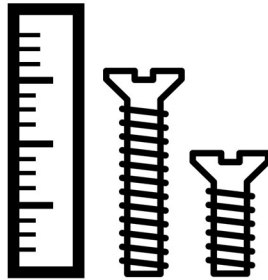
**FOR ASSISTANCE OR TO ORDER PARTS  
CONTACT OUR CUSTOMER SERVICE DEPARTMENT**

**LISTE DES PIÈCES**  
**PARTS LIST**

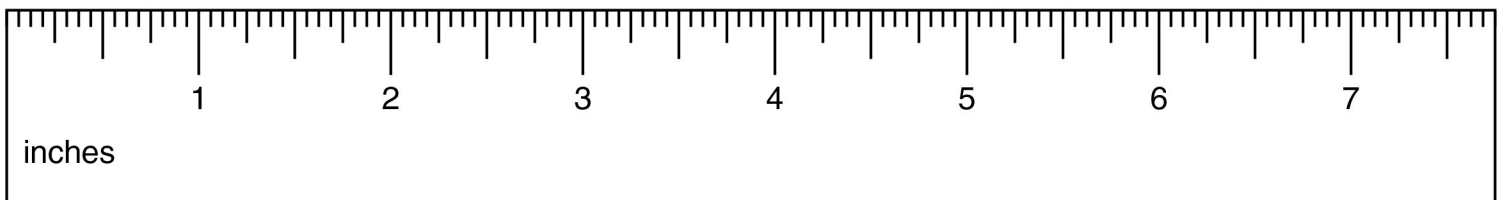
PIÈCE / PART #	IMAGE	DESCRIPTION	QTY / QTÉ
1		POST POTEAU	3
2		POST CONNECTOR CONNECTEUR DE POTEAU	2

**LISTE DES PIÈCES DE MONTAGE**  
**HARDWARE LIST**

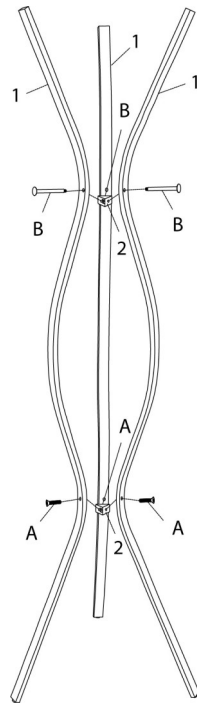
PIÈCE / PART #	IMAGE	DESCRIPTION	QTY / QTÉ
<b>A</b>		<b>ASSEMBLING BOLT -</b> <b>Ø1/4" X 3/4"</b>  <b>BOULON D'ASSEMBLAGE -</b> <b>Ø1/4" X 3/4"</b>	<b>3</b>
<b>B</b>		<b>KNOB -</b> <b>Ø3/4" X 4"</b>  <b>POIGNÉE -</b> <b>Ø3/4" X 4"</b>	<b>3</b>
<b>C</b>		<b>HEX KEY</b>  <b>CLÉ HEXAGONALE</b>	<b>1</b>
<b>D</b>		<b>SPANNER</b>  <b>CLÉ ANGLAISE</b>	<b>1</b>



OUTIL DE VÉRIFICATION DE DIMENSIONS DES PIÈCES  
HARDWARE DIMENSIONS VERIFICATION TOOL



**ÉTAPE / STEP 1**



ÉTAPE / STEP 2

