

Floor lamp



INSTRUCTIONS



ATTENTION! Read the safety and assembly instructions carefully, in order to avoid the risk of injury or damaging the product.



Important: Read these instructions carefully and thoroughly. Keep these instructions to read through at a later date. If you give the product to anyone else at some point in the future, please ensure you also pass on this manual



Only for domestic use and not for commercial use!



Keep small parts, plastic bags and other packaging out of the reach of children.

Pay attention especially when unpacking your item. Danger of suffocation! Check the delivery for completeness. Later complaints cannot be accepted. Check all elements and parts for damages. Despite careful control, products may be damaged in transit. In this case, do not assemble your product. Defective parts can endanger your health.



Never modify the product! Changes will void the warranty and the product may be unsafe or even dangerous.

Unpack all the parts and elements of the set and place the components on the top of the carton or other clean surface. This protects your new product.

Please also pay attention not to scratch the floor while working with tools.

Make sure that this product is fully assembled before use, as shown in the illustration

For cleaning use a sponge and warm soapy water.

Do not use solvent based-cleaners or detergents - for example bleach. Those can damage the product.

Intended Use

Use the product only for its designed purpose of use. Manufacturer will not assume any responsibility in case of damages cause of an unappropriated use. Any modification applied by customer on the original product will have a negative impact on its safety, cause danger and warranty will be canceled.



Safety Instructions



- Before use, check that the power supply corresponds to that which is stated on the device's nameplate. Avoid any unintentional startup.
- Do not allow water or other liquids to get into the appliance. Do not expose it to rain.
- Do not use the appliance if the plug, the mains cord or other components are damaged.
- If the mains cord is damaged, you must have it replaced by a service

centre authorized or similarly qualified persons in order to avoid a hazard. Otherwise there is a risk of electric shock. Never try to repair the appliance yourself.

- Never plug in or unplug the mains plug when your hands are wet.
- Avoid pulling the cord when removing the plug from the socket. Instead, hold the plug.
- Make sure that the mains cable is not squeezed, bent, damaged by sharp edges or put under mechanical stress. Avoid excessive thermal stress on the mains cable from extreme heat or cold. Do not modify the mains cable. Otherwise the mains cable may be damaged. A damaged mains cable can cause a deadly electric shock.
- This device is not intended for use by persons (adults and children) with physical, sensory or mental impairments or lacking experience and/or knowledge of use unless they are supervised by a person responsible for their safety or have received instructions from that person on how to use the applicator. Children should be supervised to make sure they do not play with the device.
- This product should only be used on solid and even supporting surface.

General Safety Warnings

- The product must not be exposed to extreme temperatures, high humidity or strong mechanical stress.
- Keep children away from the lamp, and do not leave them unsupervised with the lamp.
- Do not look directly into the light source! Your eyes could be damaged.
- Let the lamp cool down completely before changing the bulb. Risk of burning.
- Always place the lamp on an even and stable surface to prevent it tipping.
- Keep the lamp away from heat sources.






Maintenance and Care

- Before cleaning or maintenance the floor lamp, unplug the power cord from the wall outlet. Wait until the lamp has cooled down.
- The lamp is maintenance-free for you apart from a change of the lamp.
- Clean the lamp only with a soft, dry cloth. Do not use solvent based-cleaners or detergents for example Bleach those can damage the product.

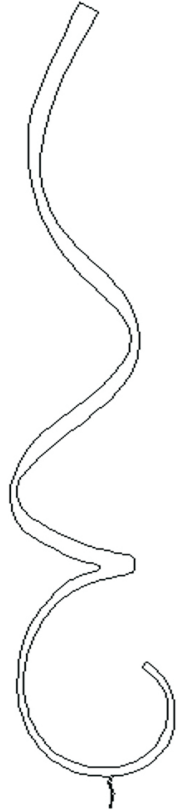
Technical Data

Bulb socket: LED, Max 50W, 220-240 V~,
50/60Hz, IP40.



TEIL	NR.	STK.
	CO1	1
	CO2	1
	CO3	1
	CO4	1
	CO5	screw*2 gasket*2 nut*2 gasket*1

1: Accessories list



A: Lamp body body*1



B: Lamp body base *1



C: Conical base *1

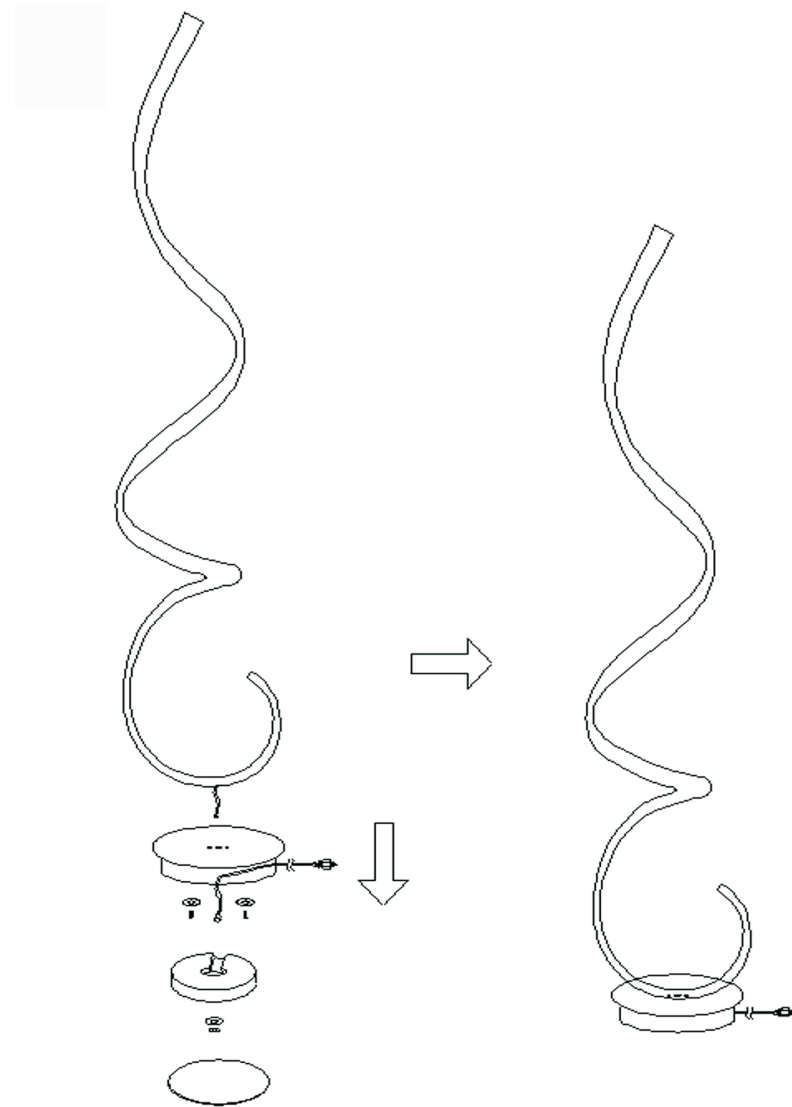


D: Sponge pad *1



E: M4*10 screw *2, gasket *2

E: M10* nut *1, gasket *1



2. Connect the terminal cable of the lamp body to the base
Screw M4 gasket and screw into lamp bodyPlug
the terminal line and then sand it
Tighten the nut with M10 gasketSponge and install



Correct disposal of this product

Within the EU, this symbol indicates that this product must not be disposed of with household waste. Old devices contain valuable recyclable materials that should be recycled and not harm the environment or human health through uncontrolled waste disposal. Please dispose of old devices using suitable collection systems or send the device to the place where you bought it for disposal. This will then send the device to recycling.

This marking indicates that this product should not be disposed with other household wastes throughout the EU. To prevent possible harm to the environment or human health from uncontrolled waste disposal, recycle it responsibly to promote the sustainable reuse of material resources. To return your used device, please use the return and collection systems or contact the retailer where the product was purchased. They can take this product for environmental safe recycling.

Symbols on products, packaging and/or accompanying documents state that used electrical or electronic products and batteries should not be mixed with normal household waste. For proper treatment, recovery and recycling of waste electrical and electronic equipment and used batteries, please deposit them at the collection points provided for this purpose, in accordance with national and regional European Directives. By disposing of waste electrical and electronic equipment and used batteries correctly, you will help save valuable resources and prevent the negative potential effects to human health that could arise from inappropriate waste handling. For more information about the collection and recycling of waste electrical and electronic equipment and used batteries, please contact your municipality, your waste disposal service or the point of sale where you purchased the products.



The product and packaging are subject to recycling guidelines. For more information, go to: quefairedemesdechets.fr

Within the EU, this symbol indicates that this product must not be disposed of with household waste. they can be removed. Old electrical appliances contain valuable recyclable materials, which can be recycling and protection of the environment and human health. do not harm health by uncontrolled disposal of garbage. Please dispose of Old appliances should therefore be collected using appropriate collection systems or sent to the following address for disposal The place where you bought it. This will feed you for recycling material.

All rights reserved. Without the written consent of popal, this manual may not be reproduced in any form, in whole or in part, or duplicated or processed using electronic, mechanical or chemical processes. Changes in terms of technical progress can be made at any time without notice. The manual is corrected regularly. We assume no liability for technical and typographical errors and their consequences.