




TRADEMARK INNOVATIONS


DOG AGILITY HURDLE

Assembly Instructions

LETTER	PART	QTY.
A	Blue Poles with Spikes	2
B	Orange Cross Pole	1
C	Clips	2
D	Carry Bag	1

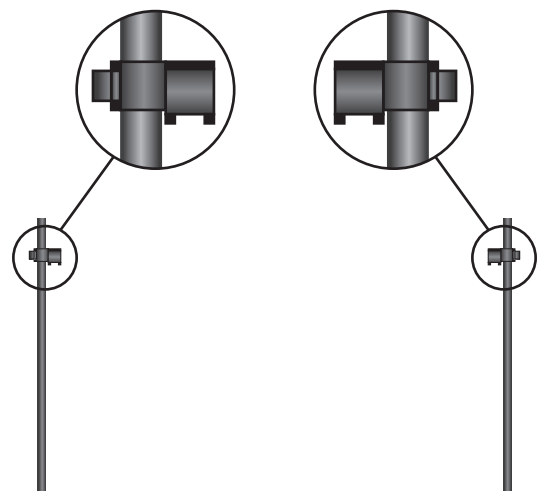


STEP 1



Remove the protective covers from the blue poles and stick the poles in the ground approximately 3.5' apart.

STEP 1



Attach one clamp on each blue pole

STEP 3



Insert the orange pole into each clip



Your hurdle is now ready to use!
The height can be adjusted accordingly

THANK YOU FOR YOUR PURCHASE.

WE VALUE OUR CUSTOMERS AND WANT TO BE SURE YOU ARE SATISFIED WITH YOUR PRODUCT.

IF YOU HAVE ANY QUESTIONS OR CONCERNS OR YOU ARE NOT COMPLETELY SATISFIED, PLEASE CONTACT OUR CUSTOMER SERVICE AT 1-800-906-1639