

VIVOHOME

**THANK
YOU!**

NOTE:

To continuously improve its products, VIVOHOME reserves the right to modify this information without prior notification.

For any questions regarding assembly, please watch the video on the product page or contact our customer service. Our customer service will gladly assist you with any additional questions, comments, or concerns.

Thank you for using VIVOHOME products in your home!

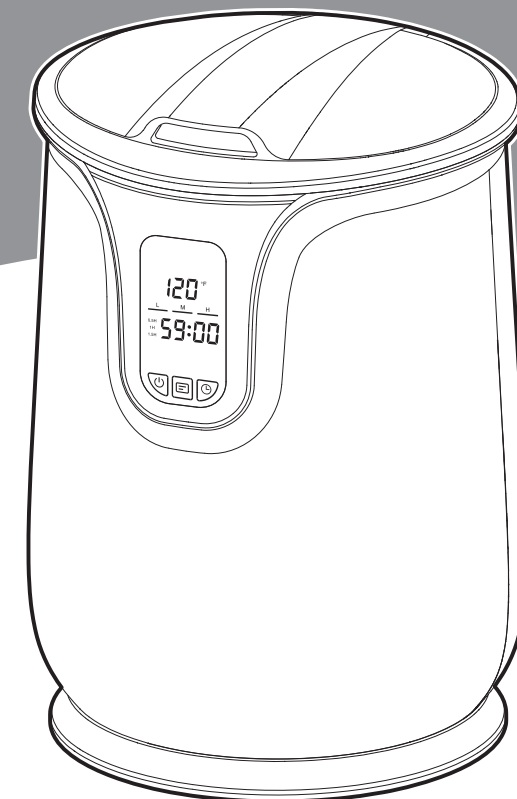
Thank You for Purchasing from

VIVOHOME
Made in China

VIVOHOME

HOW-TO

USER MANUAL



Towel Warmer Bucket

Assembly is EASY!

**WE WANT
YOU TO
ENJOY LIFE
AT HOME**

GO TO THE PRODUCT LISTING PAGE
FOR AN INSTRUCTIONAL VIDEO!

CONTENTS

Package Details	1
Product Structure Diagram	1
Using the Towel & Blanket Warmer	4
Fragrance Disc Instructions.....	5
Tips for Best Results	6
Caution.....	6
Important Safety Instructions	7
Warning	7
FCC Information	8
Specifications	9
Special Features & Benefits	9
Care and Maintenance	10
Warranty	10

Be sure to read all instructions, warnings, and precautions carefully before using this product. Failure to do so could result in injury to you or damage to the unit.

SECTION A

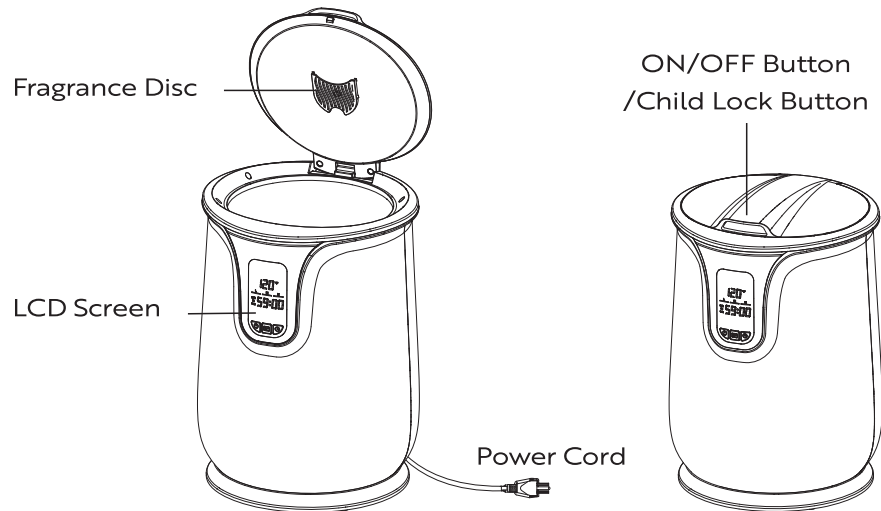
Package Details



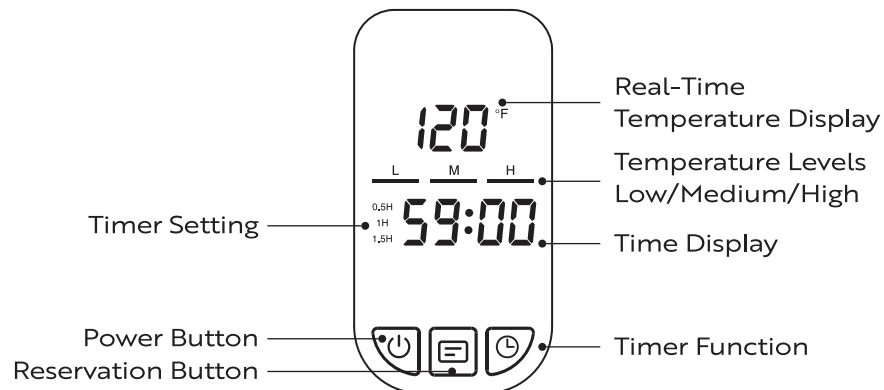
No.	ACCESSORY NAME	QUANTITY
1	Towel & Blanket Warmer	1
2	User Manual	1
3	Desiccant	1

SECTION B

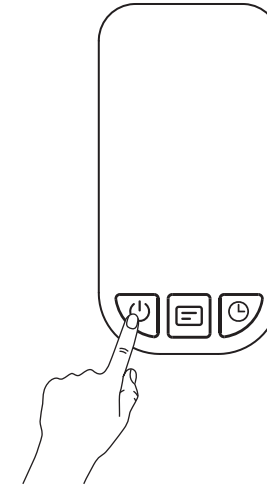
Product Structure Diagram




LCD Screen Details



1. Press and hold or press the left power button to turn on, and long press to turn off.



2. After turning on, two points in the time display zone will start flashing. If no operation occurs within 5 seconds, the unit will enter the working state. The default setting is high-temperature mode, with a duration of 30 minutes.



3. After turning on, two points in the time display zone will start flashing. Press the reservation button within 5 seconds to set the delayed start time (from 30 minutes to 24 hours, with each press increasing the time by 30 minutes).



4. After setting the reservation time, press the timer button within 5 seconds to set the working time (switching between 30, 60, and 90 minutes).



5. After setting the working hours, press the power button to set the low temperature mode, medium temperature mode, and high temperature mode.



Low Temperature	Insulation temperature: 60+°C
Medium Temperature	Insulation temperature: 70+°C
High Temperature	Insulation temperature: 80+°C

Note: A temperature deviation within 10°C is considered normal, and the real-time temperature is affected by the ambient temperature.

6. If no operation is performed within 5 seconds after the setting is completed, the device will start working according to the current settings.

SECTION C

Using the Towel & Blanket Warmer



The Towel & Blanket Warmer can comfortably warm up to two large cotton bath towels or a personal throw blanket.

1. Insert the power cord into an electrical outlet.
2. Open the lid and place **ONLY DRY** towel(s) or blanket inside.
Note: Placing damp or wet towels inside the towel warmer can damage the unit and pose serious safety risks.
3. Close the lid.
4. Press the ON/OFF button. (The default setting is high-temperature mode, with a duration of 30 minutes.)
5. Do not touch the inner wall of the product to avoid the risk of scalding. The temperature of the barrel can reach 130 +/- 8 °C in about 5 minutes, and can be maintained for about 15 minutes. At this time, the temperature of the towel can reach more than 50°C, which is a relatively warm and comfortable temperature for human contact. The towel bucket is indirectly heated and keeps the towel temperature around 55°C. 30 minutes after starting the machine, the work indicator light goes out, indicating that the product has completed a work cycle.
6. Fifteen minutes is typically sufficient for heating 2 bath towels.
7. Open the lid to remove the towel(s) or blanket. Press down on the handle of the lid and then pull up to open it.
Note: To avoid damage to the unit, gently raise the lid when removing items.
8. Press the ON/OFF button at any time to stop or start the heating cycle.

Fragrance Disc Instructions




This fragrance disc is designed for users who like to use aromatherapy tablets or essential oils when warming towels.

Note: Aromatherapy tablets, fragrance discs, or essential oils are not included with the product.

1. Remove the fragrance disc from its sealed plastic bag.
2. Slide it into the fragrance disc holder located on the underside of the lid.

- The fragrance disc is an innovative air freshener for your home, which also effectively eliminates odors.
- Fragrance is a breakthrough in the home fragrance world! Preparing the fragrance disc and using it with this product will enhance your experience.



Tips for Best Results



1. Use cotton or cotton blend towels or fabrics.
2. For fast and even heating, loosely pile one towel into the Towel & Blanket Warmer. Tightly rolled or folded towels will take longer to heat thoroughly. Two towels will take longer to heat than one.
3. Use only with DRY fabrics.
Note: Do NOT use with damp or wet articles.
4. Avoid using delicate fabrics that cannot withstand high heat. Any fabric that requires a cool iron may not be able to withstand the heat of the towel warmer, resulting in damage to the fabric and the Towel & Blanket Warmer.
5. Once the heating cycle has begun, keep the lid closed. This will prevent heat from escaping. Opening the lid mid-cycle may result in longer heating times.

Note: Condensation on the lid and interior of the unit is normal.

Caution



- To reduce the risk of serious injury, please note that this is not a toy. Do not allow children to operate or play near the towel and blanket warmer.
- To reduce the risk of fire or electric shock, do not expose this unit to rain or moisture.



The lightning flash with arrowhead symbol within an equilateral triangle is intended to alert the user to the presence of uninsulated "dangerous voltage" within the unit's enclosure, that may be of sufficient magnitude to constitute a risk of electric shock.



The exclamation point within an equilateral triangle is intended to alert the user to the presence of important operating and maintenance (servicing) instructions in the literature accompanying the unit.

Important Safety Instructions



All of the safety and operating instructions should be read, adhered to, and followed before the unit is operated.

- For household use only
- For adult use only
- For dry fabric items only

Warning



To reduce the risk of fire, electric shock, or serious injury to persons when using the appliance, follow these basic precautions:

- Read all instructions before using the appliance.
- Always unplug the unit from the electrical outlet immediately after use.
- Do not use the appliance for anything other than its intended use.
- Do not place or store the unit where it can fall or be pulled into a tub or sink. Do not place in or drop into water or other liquid.
- Do not reach for a unit that has fallen into water. Unplug it immediately.
- Care should be taken so that objects do not fall into and/or liquids are not spilled onto the unit.
- This unit should never be left unattended when plugged in. Close supervision is necessary when this unit is used near children or disabled persons.
- Use this unit for its intended use as described in this manual.
- Never operate this unit if it has a damaged cord or plug, if it is not working properly, or if it has been dropped, damaged, or dropped in water.
- Keep cords away from heated surfaces. Do not wrap the cord around the exterior of the appliance or let the cord hang over a table or counter edge.
- Do not use outdoors.
- Do not alter the safety plug or use an extension cord with this device.
- Do not operate with a voltage converter.
- Do not touch hot surfaces.
- Do not use accessory attachments not recommended by the manufacturer as this may cause injuries.

FCC Information



CAUTION: Changes or modifications not expressly approved by the party responsible for compliance could void the user's authority to operate the equipment.

1. This device complies with Part 15 of the FCC Rules.
2. Operation is subject to the following two conditions:
 - (1) This device may not cause harmful interference.
 - (2) This device must accept any interference received, including interference that may cause undesired operation.

Note: This equipment has been tested and found to comply with the limits for a Class B digital device, pursuant to Part 15 of the FCC Rules. These limits are designed to provide reasonable protection against harmful interference in a residential installation. This unit generates, uses, and can radiate radio frequency energy and, if not installed and used in accordance with the instructions, may cause harmful interference to radio communications. However, there is no guarantee that interference will not occur in a particular installation. If this equipment does cause harmful interference to radio or television reception, which can be determined by turning the equipment off and on, the user is encouraged to try and correct the interference by one or more of the following measures:

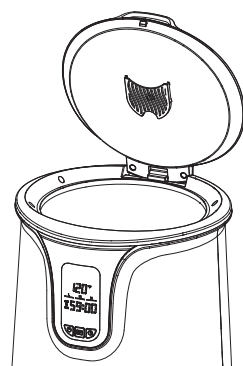
- Reorient or relocate the receiving antenna.
- Increase the separation between the equipment and receiver.
- Connect the equipment to an outlet on a different circuit from the one the receiver is connected to.
- Consult the dealer or an experienced radio/TV technician for help.




Parameter	Details
Rated Voltage	120V AC
Frequency	60Hz
Wattage	465W
Net Weight	3.4 kg/7.4LBS
Gross Weight	4.9 kg/10.7 LBS
Product Size	330 x 336 x 476 mm



Generous cavity has the capacity to hold 2 large bath towels or a personal throw blanket. Simple and single-touch control provides you with up to 60 minutes of warming. Hinged lid keeps both hands free when filling and emptying the Towel & Blanket Warmer.



Double-walled insulated lid keeps heat in while staying cool to the touch.



Before cleaning, ensure the power supply is turned off and the plug is pulled out from the socket. Use a soft and dry cloth to wipe the product when it is cool to the touch. Do not pull the power plug with wet hands. Do not use water to wash the product, and do not spray water or any liquid into the interior of the device.

- Sweep off any dust and keep the device clean and away from damp places.
- Store the device in a cool and dry place out of reach of children.
- Avoid contact with sharp edges or pointed objects that might cut or puncture the cover of the device.



The VIVOHOME warranty program is our commitment to you. We are committed to providing you with a high-quality product that meets your needs and expectations. To demonstrate our confidence in the durability and performance of our products, we offer the following warranty.

Warranty Coverage

This warranty program applies to any orders, purchases, receipts, or use of any products sold by VIVOHOME and is valid for a period of 1 year from the date of purchase. However, please note that this warranty period is only valid for the original order. If you receive a replacement order during the warranty period, it will not include a separate warranty period.

Warranty Exclusions

This warranty does not cover damage resulting from misuse, accident, unauthorized modification, or any other circumstances not directly related to the manufacturing and design of the product, including but not limited to:

- Parts lost during use.
- Normal wear and tear of products or parts.
- Incorrect installation (such as using the wrong voltage) or assembly.
- Exceeding the bearing capacity of the product.
- Use under extremely harsh conditions.
- Improper cleaning or maintenance.
- Damage caused by any reason other than the intended use of the product.
- Indirect loss or damage caused by the product.

How to Make a Warranty Claim

If you find any defects that affect the use of the product or if the product stops working and cannot be repaired during the warranty period, please contact our customer service team at our email or via Amazon & app's direct messaging service as soon as possible. Provide the following information to expedite the process:

- Order number
- Images and/or videos illustrating the issue
- A detailed description of the problem

VIVOHOME will provide technical support, replacement, refund, or other solutions based on the nature of the issue. If you wish to return the original package for any reason, please contact us for confirmation before proceeding. You can expect to receive a response within 48 hours.

Thank you for choosing VIVOHOME. We are committed to ensuring the quality and satisfaction of your purchase. If you have any questions or need assistance, please do not hesitate to contact our customer service team.