




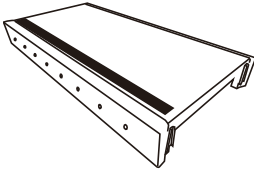

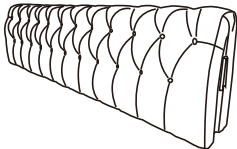
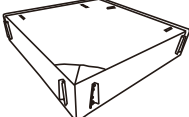




# ASSEMBLY INSTRUCTION

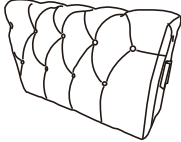

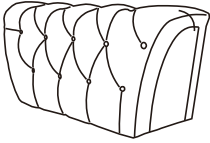
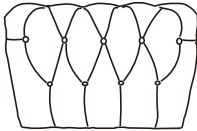
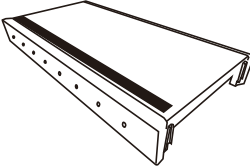

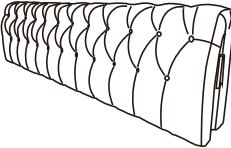
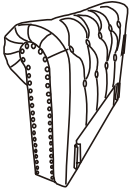
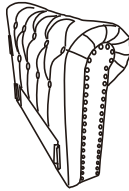


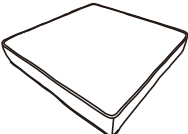


SOFA is packed in 9 cases

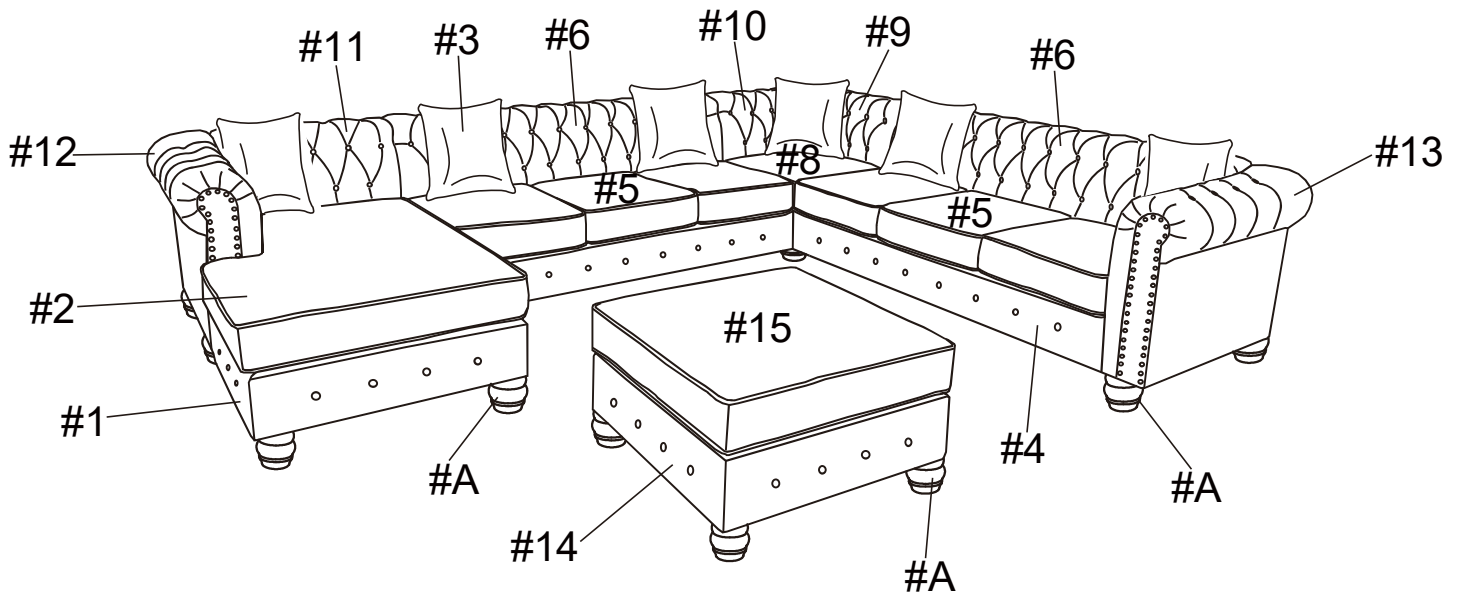
| Carton | Disignation       |    | Part   | Hardware&Leg   |
|--------|-------------------|----|--|--|
| 1/9    | Chaise seat frame | #1 |   | #A X  |
|        | Chaise cushion    | #2 |  |  |
|        | Pillow            | #3 |  |  |
| 2/9    | Sofa seat frame   | #4 |  |  |
|        | Sofa cushion      | #5 |  |  |
| 3/9    | Sofa backrest     | #6 |  |  |
| 4/9    | Corner seat frame | #7 |  | #A X  |
|        | Corner cushion    | #8 |  |  |

# ASSEMBLY INSTRUCTION

SOFA is packed in 9 cases

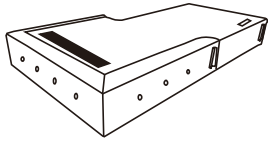
| Carton | Disignation           | Part |  | Hardware&Leg   |
|--------|-----------------------|------|--|--|
| 5/9    | Corner right backrest | #9   |    | #B X    |
|        | Corner left backrest  | #10  |    |  |
|        | Chaise backrest       | #11  |    |  |
| 6/9    | Sofa seat frame       | #4   |   |  |
|        | Sofa cushion          | #5   |  |  |
| 7/9    | Sofa backrest         | #6   |  |  |
| 8/9    | Left arm              | #12  |  |  |
|        | Right arm             | #13  |  |  |
| 9/9    | Ottoman seat frame    | #14  |  | #A X  |
|        | Ottoman cushion       | #15  |  |  |

# ASSEMBLY INSTRUCTION



## PARTS

#1 1PC



Chaise seat frame

#2 1PC



Chaise cushion

#3 6PCS




Pillow

#4 2PCS



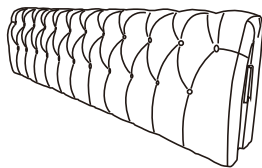
Sofa seat frame

#5 6PCS



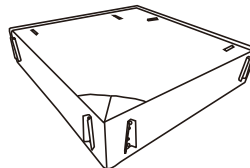
Sofa cushion

#6 2PCS




Sofa backrest

#7 1PC



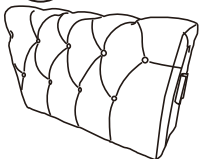
Corner seat frame

#8 1PC



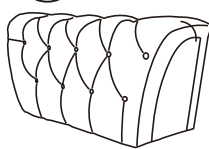
Corner cushion

#9 1PC



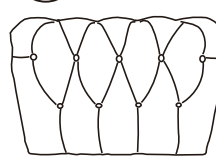
Corner right backrest

#10 1PC



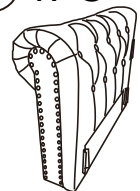
Corner left backrest

#11 1PC



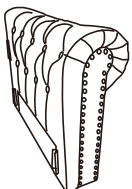
Chaise backrest

#12 1PC



Left arm

#13 1PC



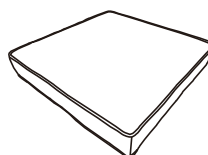
Right arm

#14 1PC



Ottoman seat frame

#15 1PC



Ottoman cushion

#A 15PCS



Leg

#B 5PCS

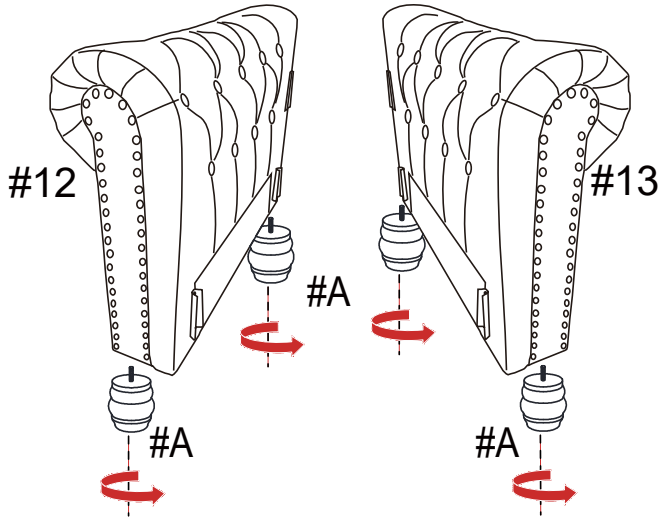


Connection

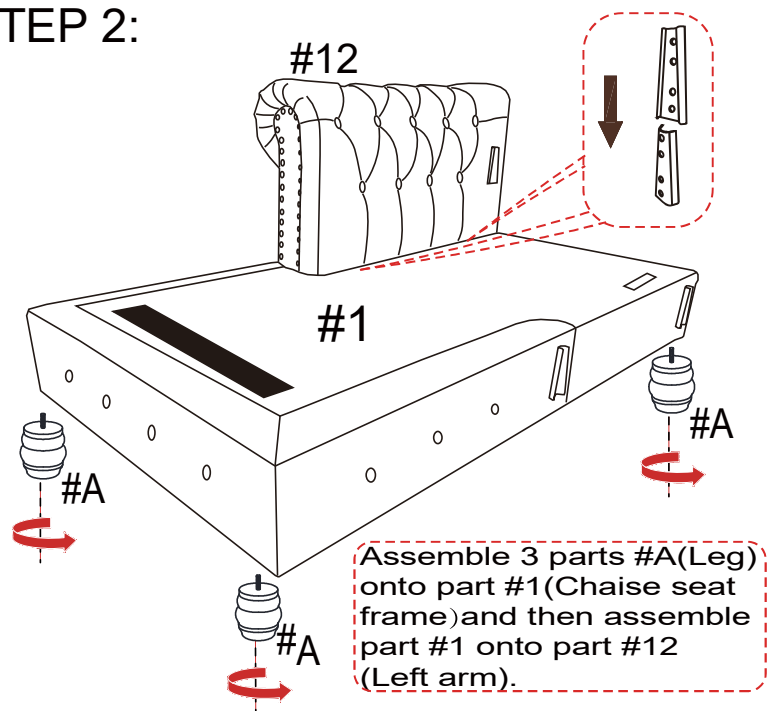
# ASSEMBLY INSTRUCTION

## STEP 1:

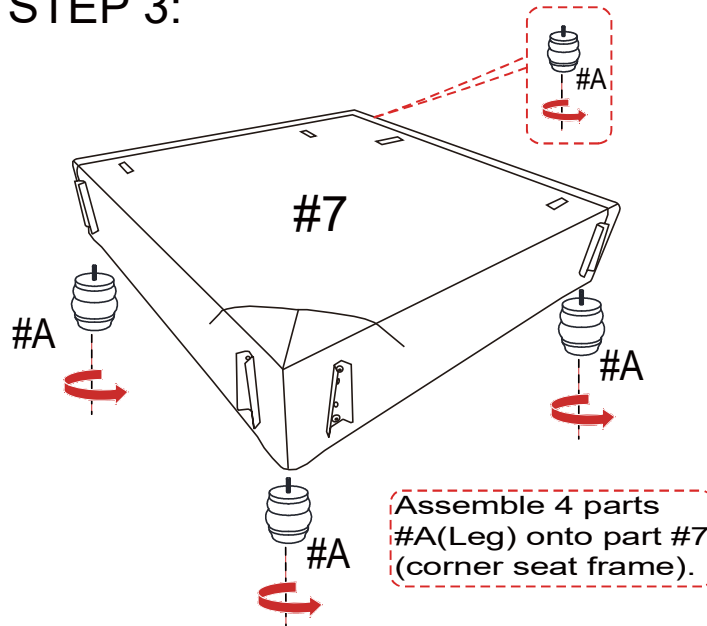
Assemble the 4 parts #A(Leg) to parts #12(Left arm) and #13(Right arm) respectively.



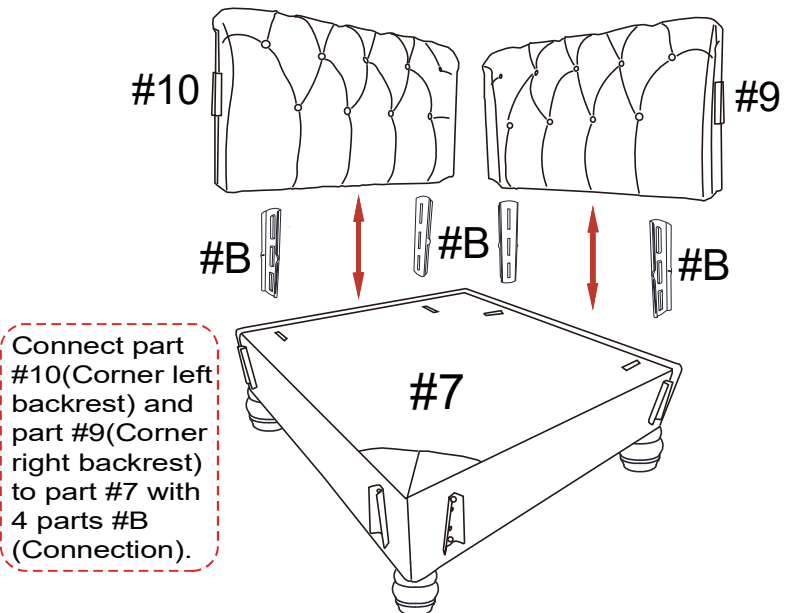
## STEP 2:



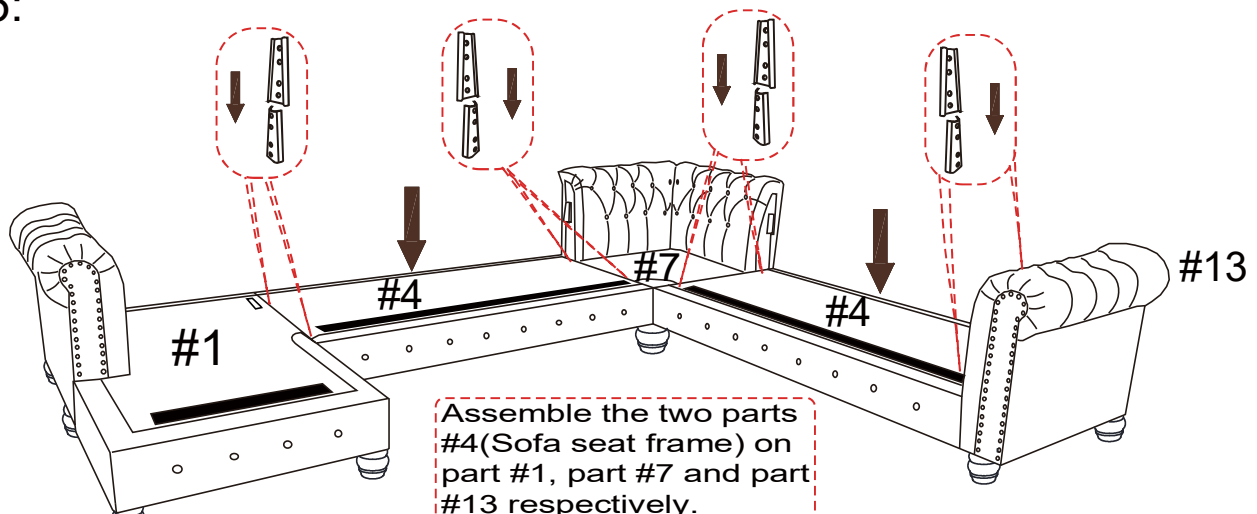
## STEP 3:



## STEP 4:

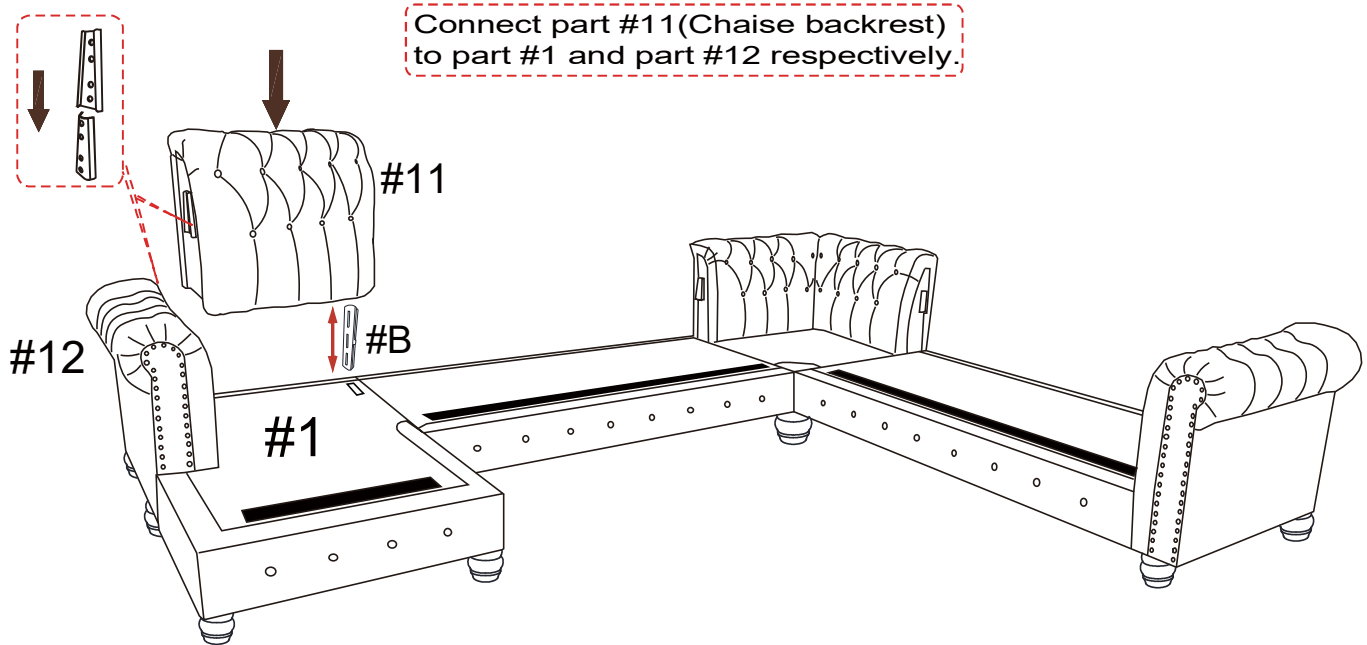


## STEP 5:

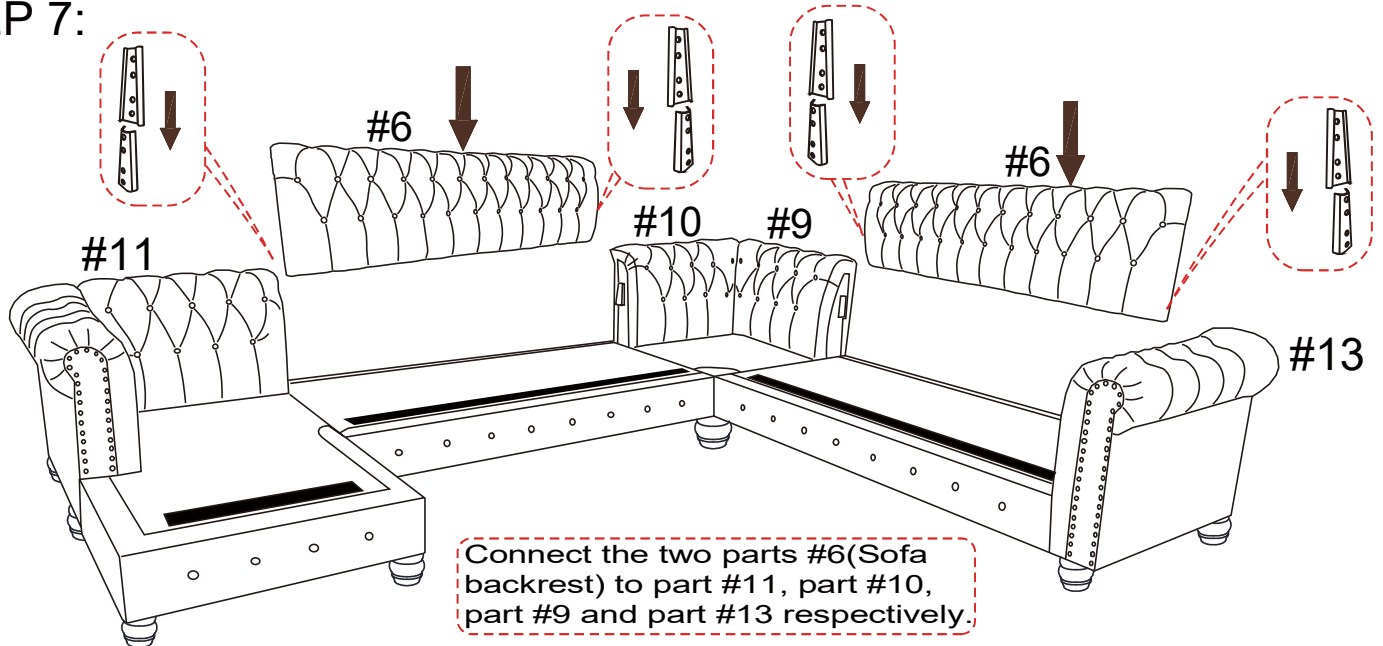


# ASSEMBLY INSTRUCTION

## STEP 6:

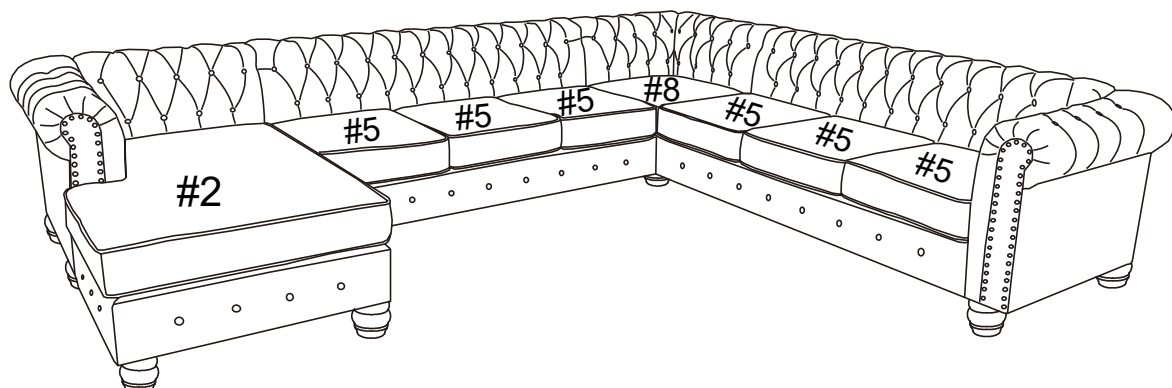


## STEP 7:



## STEP 8:


Place parts #2 (Chaise cushion), #5 (Sofa cushion) and #8 (Corner cushion).



# ASSEMBLY INSTRUCTION

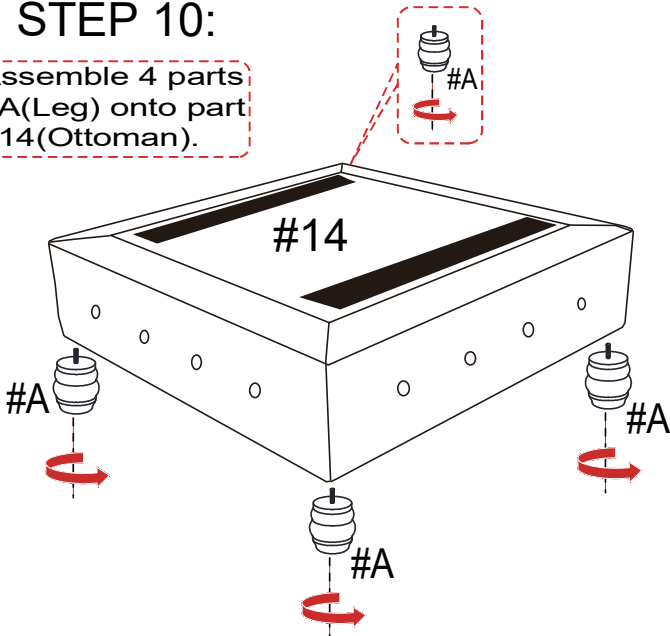
## STEP 9:

Place part #3(Pillow) in place.




## STEP 10:

Assemble 4 parts #A(Leg) onto part #14(Ottoman).




## STEP 11:

Place part #15(Ottoman cushion) on part #14.



## STEP 12:



### ASSEMBLY COMPLETED



Please ensure the furniture rests on an even and flat surface. If the product wobbles or feels loose, double-check all bolts and/or screws are properly tightened and secured.

#### Keep this handy!

Please retain this instruction manual and any order-related information for future reference.

#### Lift, don't drag!

To avoid damage to product please always LIFT the product