





Assembly Instruction

DRAWER CHEST W/VENEER TOP

PART LIST


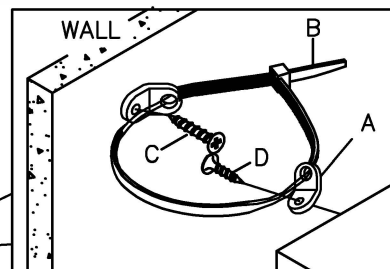
1	CHEST	1PC
---	-------	-----

ANTI-TIPPING HARDWARE PACK IN-9

A		BRACKET	2PCS
B		TIE WRAP	1PC
C		SCREW #8x2"L	1PC
D		SCREW #8x5/8"L	1PC

STEP 1

-REMOVE ANTI-TIPPING PACK FROM BACK PANEL.ASSEMBLE IT TO AVOID TIPPING



For items use on wooden floor . hard surfaces or carpets it is recommended to install protective pads under all legs and supports to avoid/prevent from damages/scratches and discoloration

MADE IN VIETNAM