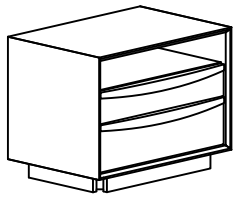


Product Assembly Instructions

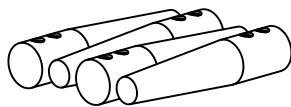
LAMP TABLE

PART LIST



A : NIGHT STAND

x1



B : LEG

x4

HARDWARE LIST



C : JCBC SCREW M6 x 70mm

x8



D : SPRING WASHER 1/4 "

x8



E : FLAT WASHER 1/4 "

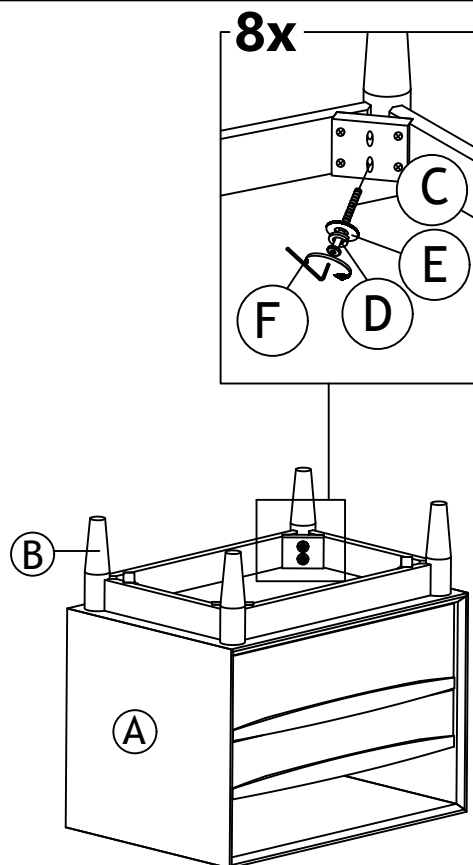
x8




F : ALLEN KEY M4 BALL SHAPE(LONG)

x1

STEP 1



STEP 2



ASSEMBLY COMPLETED