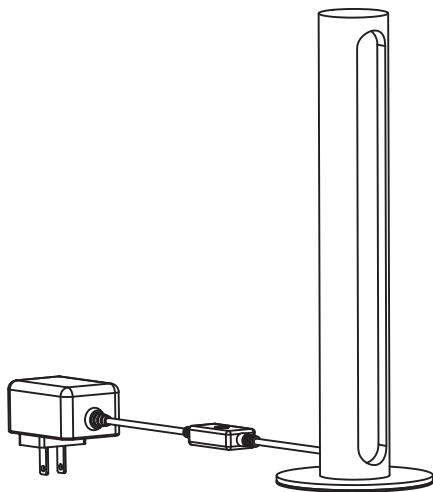


edishinē

LED Table Lamp

[Instruction Manual]

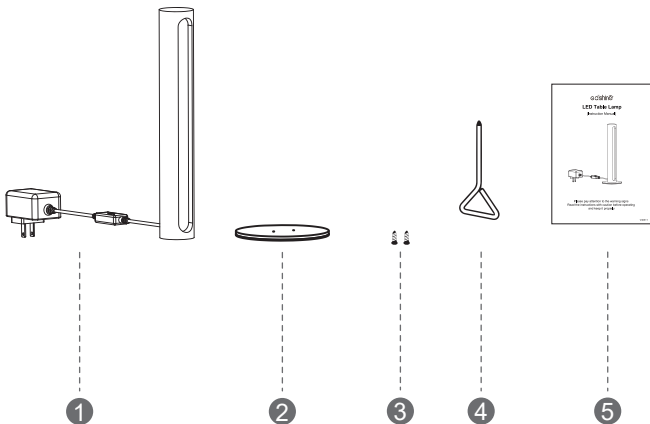


Please pay attention to the warning signs
Read the instructions with caution before operating
and keep it properly

CAUTION

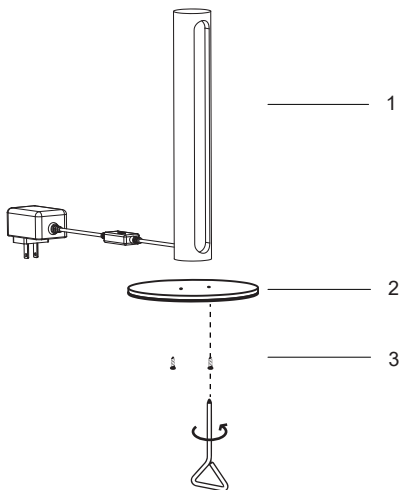
1. Before assembly, place all parts out on a clean flat surface and inspect each part for defects that may have occurred during shipping.
2. Inspect wire insulation for any cuts, abrasions or exposed copper that may have resulted during shipping. If there are any defects in the wire, DO NOT continue to assemble. Please send an email to our Customer Service immediately.
3. Consult a qualified electrician if you have any electrical questions.
4. Never drape clothes over the lamp.
5. To reduce the likelihood of tipping over, we recommend don't place the lamp at the edge of table and keep children and pets away.
6. To prevent children from suffocating and choking, keep them away from packing materials.
7. Please keep this manual and hand it over when you transfer the product.

Packing List



Part	Description	Quantity
1	Light Frame	1
2	Base	1
3	Screw	2
4	Screwdriver	1
5	Instruction Manual	1

ASSEMBLY INSTRUCTIONS



Install the Light Frame (1) to the base (2) until tight through screws (3).

FUNCTIONS



- Touch Switch.
- Three color temperature (3000K/4500K/6000K) .
- Stepless Dimmable.
- Touch the switch once to turn the light ON; Short press this button to select the color temperature (3000K/4500K/6000K). And then, short press this button to turn off.
- Touch the switch and hold for a moment to adjust the brightness to higher or lower. Remove hand when desirable brightness is reached.

Specifications

- Input Voltage: 100-240VAC, 60Hz
- Product Height: 10.8IN
- Base Diameter: 3.54 IN
- Wire Length: 70.8 IN
- Materials: Aluminum, Iron, PVC
- Input Voltage: 100-240VAC 60Hz
- Power: 5.5W
- Lumen: 200LM

One Year Limited Warranty

Supported by our professional R&D team and QC team, we provide One Year Warranty for materials and workmanship from the purchase date. Please note that the warranty does not cover damage caused by personal misuse or improper installation.

Please attach your Order ID and Name so that our dedicated customer service team can help you better.