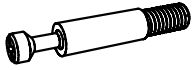


ASSEMBLY INSTRUCTIONS


- Description: TV Stand

Page 01 of 03

Hardware List



A
02 pcs



B
02 pcs



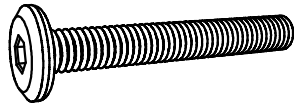
C
02 pcs



Z
01 pcs



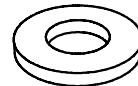
D
02 pcs



E
08 pcs

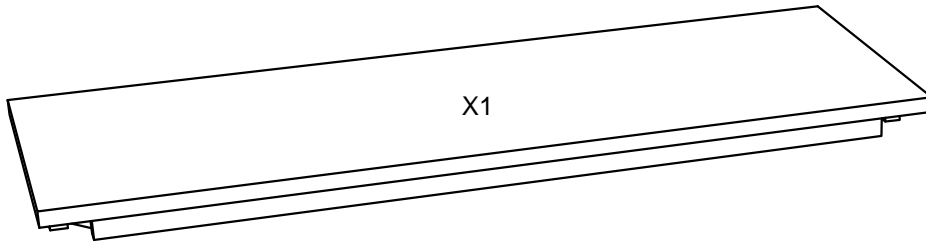


F
08 pcs

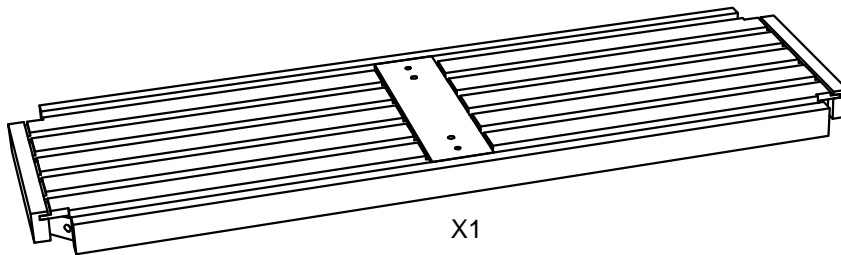


G
08 pcs

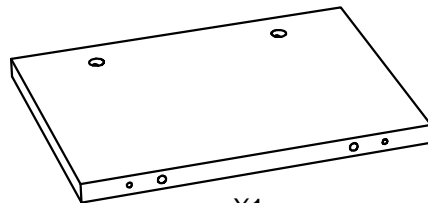
Component List



X1



X1



X1



X4

