


BEST QUALITY FURNITURE ASSEMBLY INSTRUCTIONS

LIST OF PARTS

(A) Seat Frame



1 pc

(B) Front Leg



2 pcs

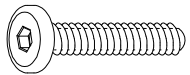
(C) Back Leg



2 pcs

LIST OF HARDWARE

1. Short bolt



1/4" x 60mm (8pcs)

2. Spring Washer



1/4" (8pcs)

3. Flat Washer



1/4" (8pcs)

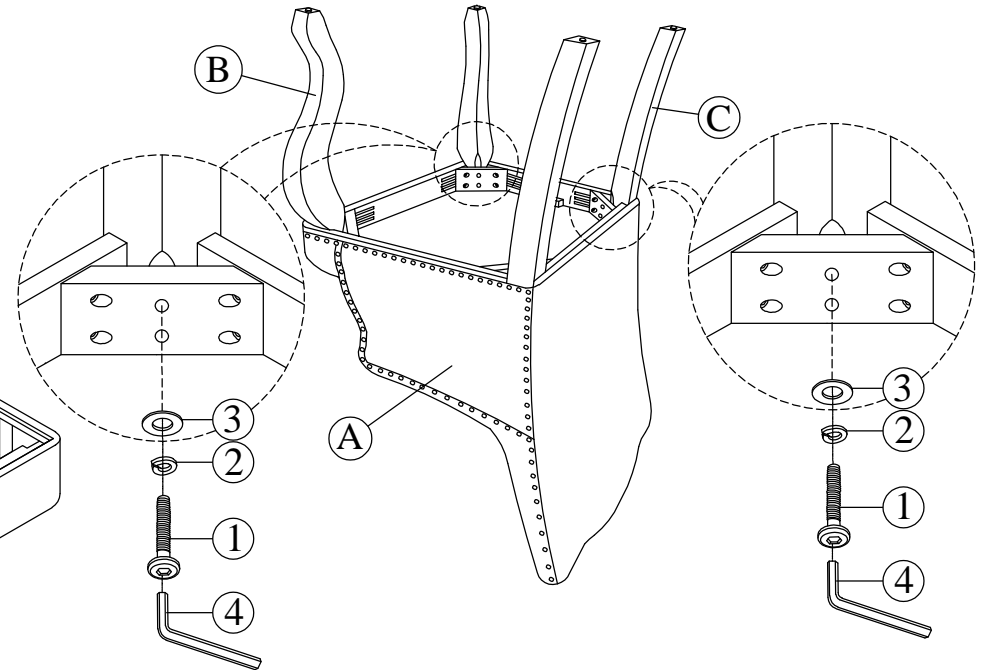
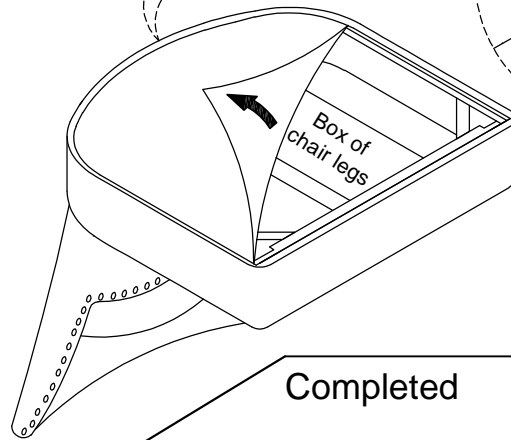
4. Allen key



1pc

Step.1

Note: Uncover the base cloth and take out the Box Of Chair legs



Completed

