

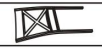






ASSEMBLY INSTRUCTIONS







MOOEL:#4726-510 V#12600JG1 1 OF 1

NOTE: THIS ITEM NOT RECOMMENDED FOR COMMERCIAL USE

KEEP THIS DOCUMENT FOR REFERENCE IN CASE PARTS ARE NEEDED

DO NOT TIGHTEN SCREWS UNTIL COMPLETELY ASSEMBLED!!

NO	DESCRIPTION	QTY
A	 CHAIR BACK	1PC
B-L	 CHAIR LEG	1PC
B-R	 CHAIR LEG	1PC
C	 FRONT CONNECTING TUBE	1PC
D-L	 SIDE STRETCHER-LEFT	1PC
D-R	 SIDE STRETCHER-RIGHT	1PC
E	 CUSHION	1PC

NO	DESCRIPTION	QTY
F	 BOLTS 1/4x5/8"	8PCS
G	 WASHERS 1/4"DIA*13	12PCS
H	 SPRING WASHER	12PCS
I	 WOOD SCREW 5/8"	4PCS
J	 ALLEN WRENCH #5	1PC
K	 BOLTS 1/4x1/2"	4PCS

STEP 1

STEP 3

STEP 4

STEP 5