

Features

- Showerhead with wireless speaker streams your personalized music playlists, news and other audio in the shower.
- Syncs with Bluetooth®-enabled devices including smart phones, MP3 players, tablets and laptops located up to 32 feet away.
- Total harmonic distortion: 1.5 watts at 1kHz with < 1% distortion.
- Water-resistant wireless speaker pops in and out of showerhead for easy recharging.
- Wireless speaker can be used outside the shower space, independent of the showerhead, to stream music in any room.
- Built-in rechargeable Lithium-ION battery provides approx. 7 hours of run time. *(Actual battery life will vary with use, settings and environmental conditions. Rechargeable batteries have a limited number of charge cycles)
- 60 angled nozzles deliver a full-coverage, enveloping spray.
- Soft silicone sprayface is easy to clean.
- 2.0 gpm (gallons per minute) flow rate.
- 1/2-inch NPT connection.
- Includes showerhead, wireless speaker and micro USB charging cable.
- *The BLUETOOTH® word mark and logos are registered trademarks owned by Bluetooth SIG, Inc. and any use of such marks by Kohler Co. is under license. Other trademarks and trade names are those of their respective owners.

Material

- Available in White or Polished Chrome finish.
- KOHLER finishes resist corrosion and tarnishing.

Installation

- Wall-mount

Water Conservation & Rebates

- WaterSense®-labeled 2.0-gpm showerheads use up to 20 percent less water than standard 2.5-gpm showerheads while still meeting strict performance guidelines.
- This product can help a building earn Water Efficiency points in the LEED® Green Building Rating System.



Codes/Standards



ASME A112.18.1/CSA B125.1
DOE - Energy Policy Act 1992
EPA WaterSense®

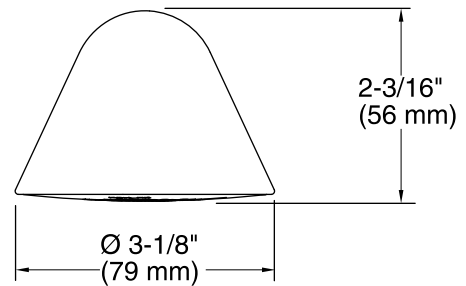
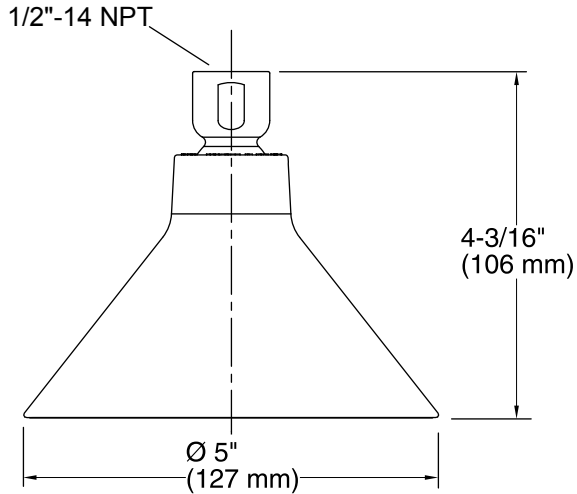
Kohler Faucet Lifetime Limited Warranty

See website for detailed warranty information.

Available Color/Finishes

Color tiles intended for reference only.

Color	Code	Description
	CP	Polished Chrome
	0	White



Technical Information

All product dimensions are nominal.

Showerhead:

Flow rate: 2 gal/min (7.6 l/min)

Notes

Install this product according to the installation guide.

Follow local building electrical codes.

A BLUETOOTH wireless device is required to stream music.

Choose an automatic compensating valve with the appropriate minimum flow rating to assure the safety performance of your valve at the lowest flow rates. For a showerhead or handshower that has a maximum flow rate of 2.5 gpm (9.5 lpm) and a minimum flow rate of 2.0 gpm (7.6 lpm), use an automatic compensating valve rated at 2.0 gpm (7.6 lpm) or less.