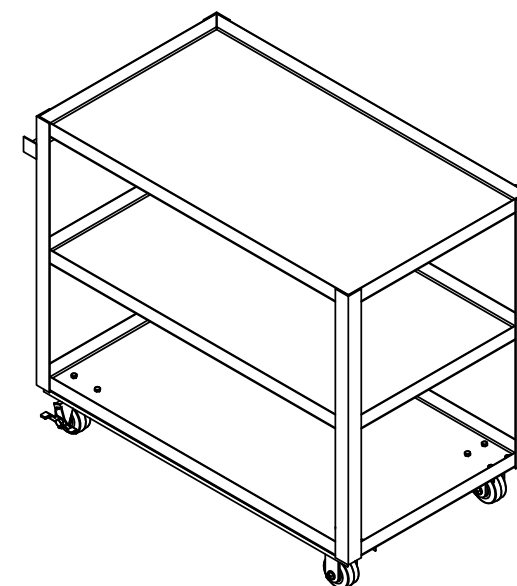

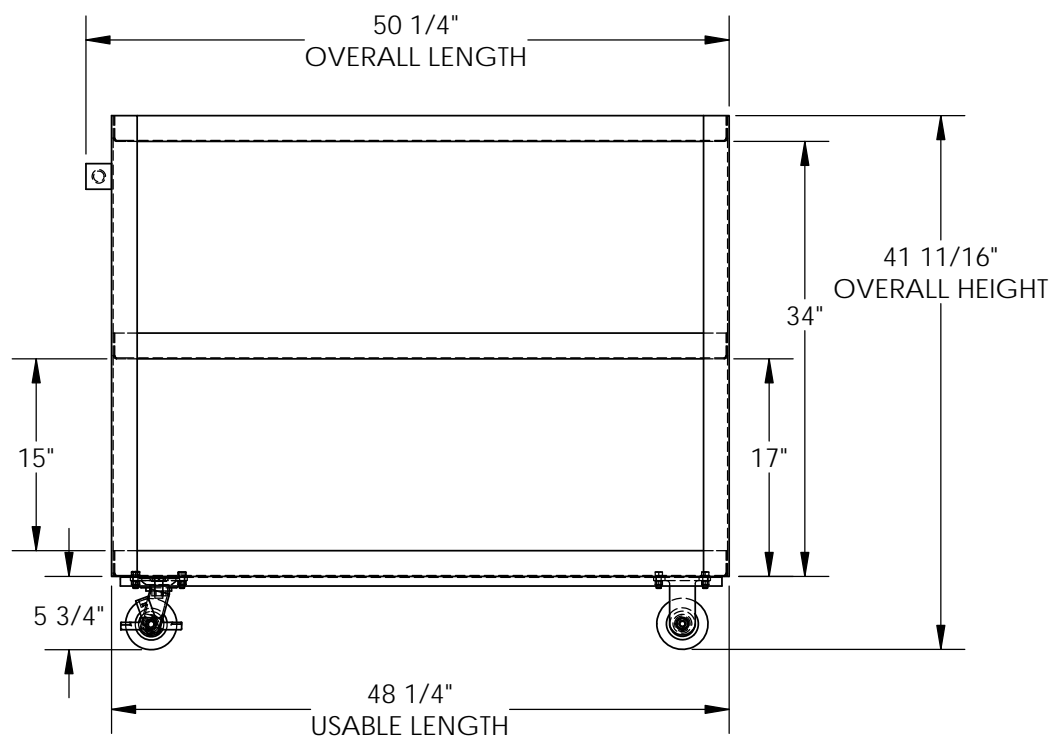


SERVICE CARTS - SCS3-2848

APPROX WEIGHT: 151.55 lbs.
DOES NOT INCLUDE WEIGHT OF POWER OR PACKAGING!!!

*** ANY ADDITIONS, DELETIONS, OR OMISSIONS MUST BE CORRECTED ON THIS DRAWING AS THIS DRAWING WILL BE CONSIDERED ALL INCLUSIVE ***

ALL GRAPHICS PROVIDED ARE FOR REFERENCE ONLY. IF CERTAIN DIMENSIONS ARE CRITICAL PLEASE VERIFY THOSE DIMENSIONS WITH YOUR SALESPERSON



STANDARD FEATURES

MODEL NUMBER IS SCS3-2848
OVERALL WIDTH IS 27 7/8"
USABLE WIDTH IS 27 7/8"
OVERALL LENGTH IS 50 1/4"
USABLE LENGTH IS 48 1/4"
OVERALL HEIGHT IS 41 11/16"
MAX CAPACITY IS 1,000 lbs. (550 LBS. PER SHELF)
STEEL FRAME CONSTRUCTION
SHELF CLEARANCE 15"

SPECIAL FEATURES

NONE

DIMENSION TOLERANCE $\pm 1/4$ "

APPROVAL

I, THE UNDERSIGNED, AGREE THAT THE PRODUCT AS REPRESENTED SATISFIES DESIGN AND DIMENSION REQUIREMENTS. I ALSO ACKNOWLEDGE MY DUTY TO CONFIRM PRODUCT AND INSTALLATION COMPLIANCE WITH ALL APPLICABLE FEDERAL, STATE AND LOCAL REGULATIONS AND STANDARDS.
ALL SPECIAL UNITS ARE NON-RETURNABLE
[] As drawn [] As marked

Signed: _____ Date: _____

LEAD TIME WILL START UPON RECEIPT OF SIGNED APPROVAL DRAWING

FOR INTERNAL USE ONLY PROJECT SIGN OFF	
SALES	
ENG.	
FAB.	
POWER	

DISTRIBUTOR'S NAME:		P.O.#
VESTIL MANUFACTURING		X
DRAWN BY: B.HORN		W.O.#
DATE: 07/22/14		X
REFERENCE: X	SCALE: 1:15	SALES: X
QUOTED LEAD TIME: X	QUOTE # X	FILE NAME: 16-007-111