










ASSEMBLY INSTRUCTIONS

Components Lists

A	Marble Base		1
B	Straight Metal Tube		1
C	Bended Metal Tube		1
D	Shade		1
E	Socket Ring		1

Hardware List and Tools Needs

F	Washers		1
G	Spacer		1
H	Nut		1
I	Tool		1

