




# Installation instructions

## PREPARATION

Prior to commencing assembly, installation, or operation of the product, ensure that all components are present. Compare the components with the contents list and diagram provided on this page. If any component is missing or damaged, refrain from attempting assembly, installation, or operation of the product. Please contact customer service for replacement parts.

Accessory package	 Wall Mounting Screw X2	 Anchor X2	 Instruction Manual X1
-------------------	--	---	---

