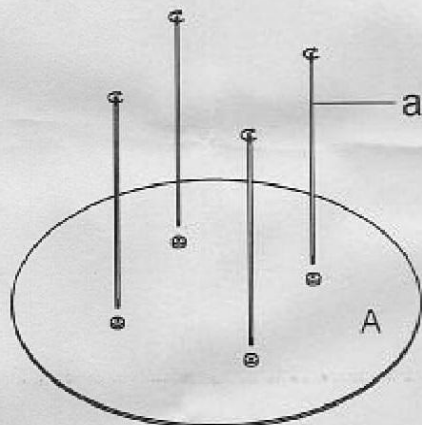


ASSEMBLY INSTRUCTION

THANK YOU FOR PURCHASING THIS QUALITY PRODUCT.
BE SURE TO CHECK ALL PACKING MATERIAL CAREFULLY FOR SMALL PARTS THAT MAY HAVE COME LOOSE INSIDE THE CARTON DURING TRANSIT.

STEP 1

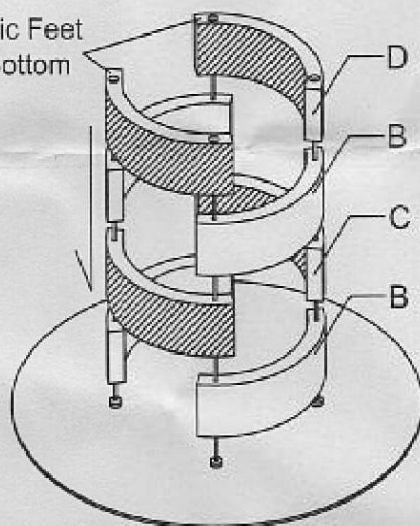


PART LIST:

No.	DESC	SIZE (MM)	SKETCH	QTY
A	TABLE GLASS TOP	Ø1220*10		1PC
B	TABLE LEG 1	533*168*183		4PCS
C	TABLE LEG 2	533*188*183		2PCS
D	TABLE LEG 3	533*168*183		2PCS

STEP 2

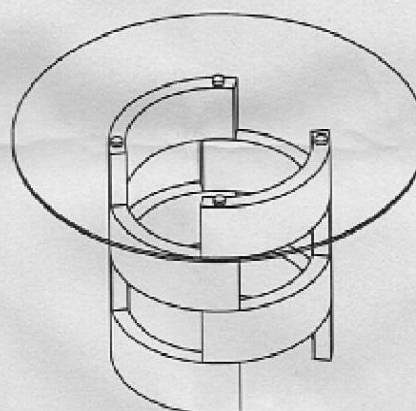
Plastic Feet
On Bottom



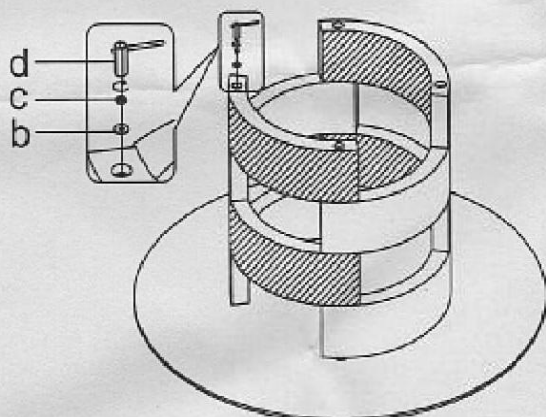
HARDWARE LIST:

No.	DESC	SIZE (MM)	SKETCH	QTY
a	SCREW	M8*740		4PCS
b	FLAT WASHER	Ø22*1.5		4PCS
c	NUT	M8		4PCS
d	SPANNER	M8		1PC

FINISHED



STEP 3



MADE IN CHINA