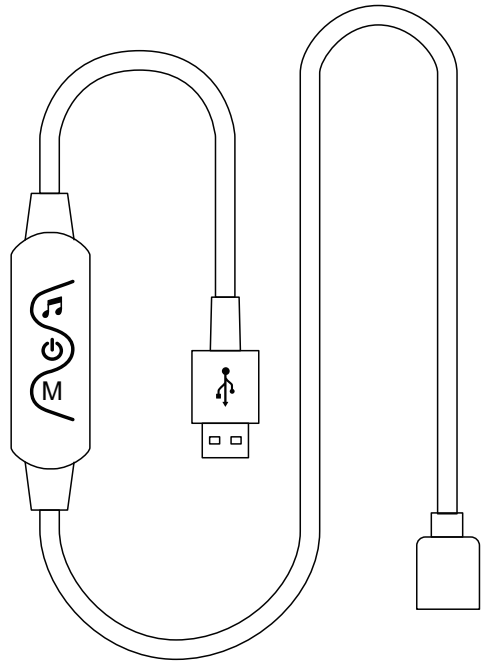
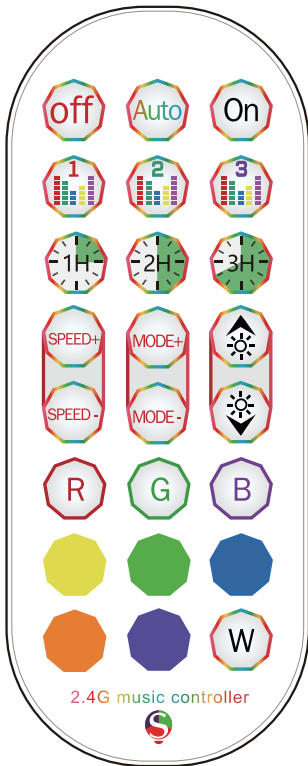


# User Instruction for LED Strip Light



Thank you for purchasing this product. In order to provide a good user experience, please follow the instructions for installation and then give the instructions to the appropriate person to keep for future reference.

## Precautions

Please make sure the surface is flat smooth and clean before sticking the strip light on the wall.

Please do not light the strip on for over 5s when they are rolled on the plastic axle.

Please check the led strip carefully before installation.

Please ensure the power is off before wiring and installation.

The led light belt is 12V voltage, please pay attention to the voltage when increasing the power supply.

## FAQ

### 1. Can the led strip lights stick to any surface?

NO, please make sure the surface is flat, smooth, and clean before sticking the led strip light on the wall.

### 2. How many times can the led strip light stick to a new surface?

We recommend that you do not stick the led strip repeatedly.

### 3. Are the led strip lights waterproof?

There are two kinds of led strip lights. If you choose the bare board, the light strip has only an IP62 rating. When you choose epoxy, the light strip has IP65 waterproof rating.

Note: It comes with a control driver and a tapped transformer, which are not waterproof.

### 4. Can the led strip lights be plugged directly into the mains?

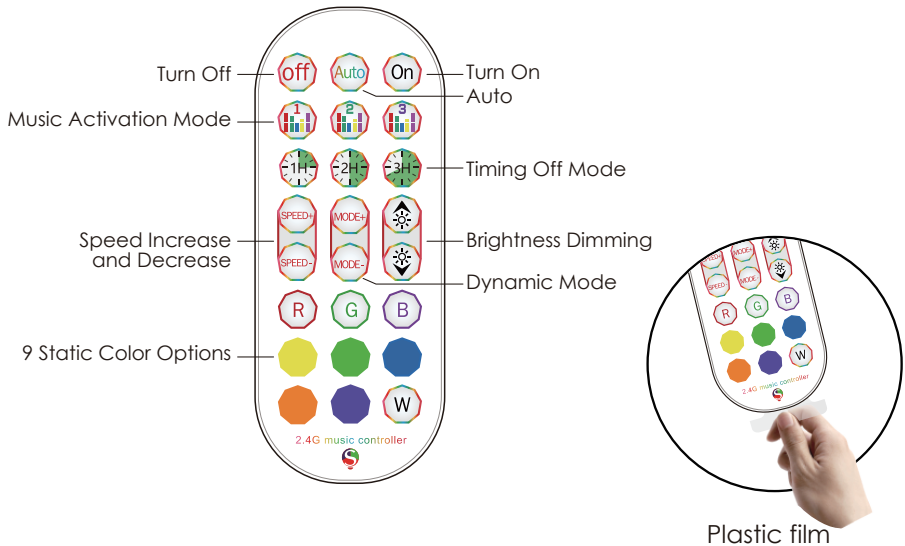
NO. As the led strip lights are 12 Volt, they can not be plugged directly into the mains.

Led strips can last up to 40,000 hours, or approximately 14 years based on 8 hours of use per day.

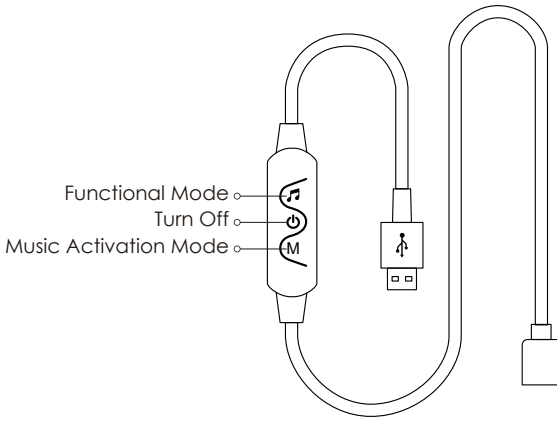
### 5. Can you cut led strip lights?

YES-Just makes sure you cut it in a clearly marked place.

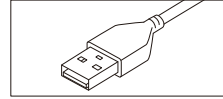
## Music Remote (Advanced Version)



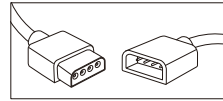
## Wire Connection



### Connection schematic diagram



1. The connection between the controller and the power supply



2. Controller and device connection

## Warranty Policy:

**30-day money-back guarantee** for any reason.

Return the undamaged product within 30 days from the date of purchase and receive a full refund for any reason.

**12-month warranty** for quality-related issues.

Within 12 months from the date of purchase, we will deal with all quality-related issues through replacement or full refund.


**Reminder: Always use your product according to the instructions.**

## Instructions for the use of the LED controller

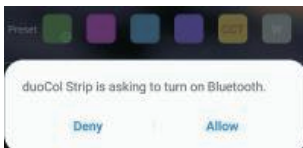
The app can be downloaded for IOS and Android by scanning the QR code. Open your browser or other tools with the "Scan QR Code" function and scan the QR code below: app download

### Scan the QR code


## App operation

Open the duoCo Strip app, and enter the app page. 


After opening the app, if Bluetooth is not enabled, please turn it on and allow the app to connect to Bluetooth.



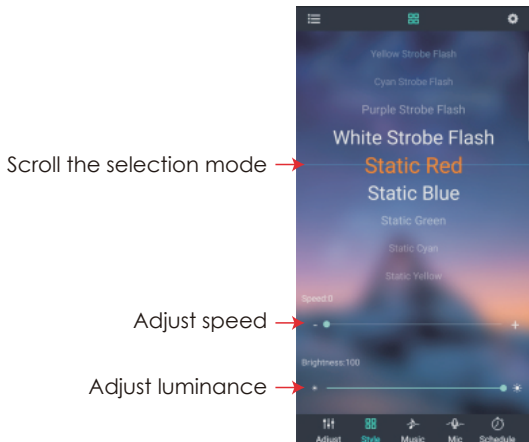
**(1) Click to show the lamp list, view the lamp list:**



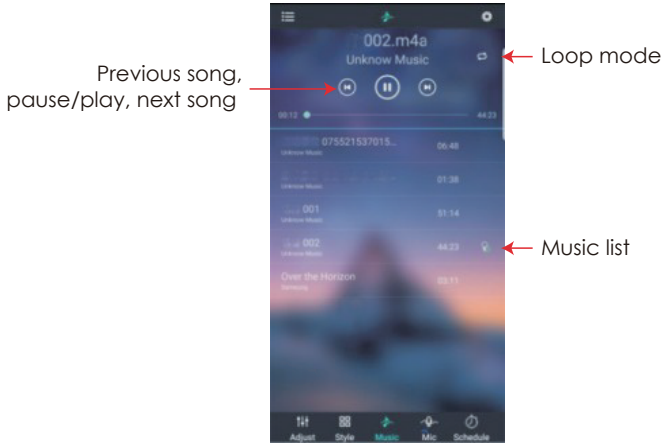
**(2) Switch to color and brightness interface:**



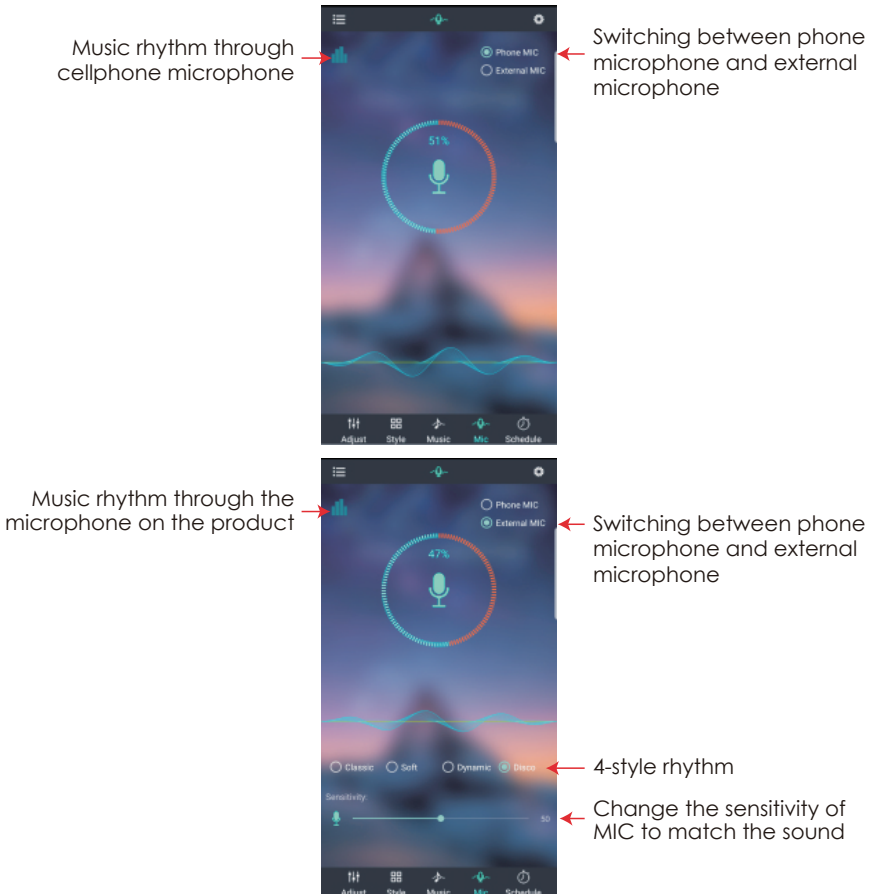
**(3) Switch to the mode interface:**



**(4) Switch to the music rhythm:**



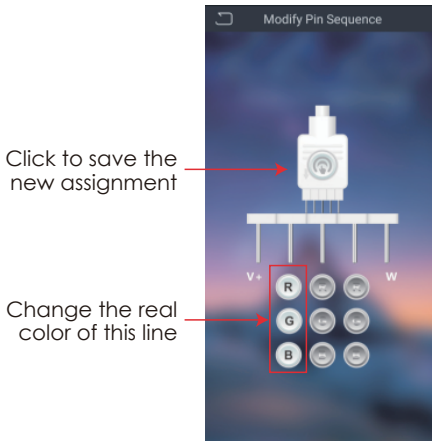
**(5) Switch to the microphone rhythm interface:**



## (6) Switch to the schedule:



## (7) Switch to the modified pin sequence interface:



## Local music:

### 1. Download local music on an android phone:

- (1) Android phones use music players to download songs or copy songs from computers to mobile phones.
- (2) Restart duoCo Strip and switch to music Rhythm Interface to see the newly imported music files.

### 2. Download local music on iPhone

- (1) Install iTunes software on your computer (IOS or Windows).
- (2) Log in to iTunes with the same Apple ID account on the iPhone.
- (3) Use iTunes to import downloaded music files on your computer.
- (4) The imported music files will be synchronized to the iPhone in real-time.
- (5) Restart and switch to music Rhythm Interface to see the newly imported music files.



## **WARNING**

- DO NOT IMMERSE IN FIRE
- CHILDREN UNDER THE AGE OF 16 SHOULD USE THIS PRODUCT UNDER ADULT SUPERVISION.

If you have any questions after receiving the products, please contact our customer service, we will reply to you within 24 hours.