

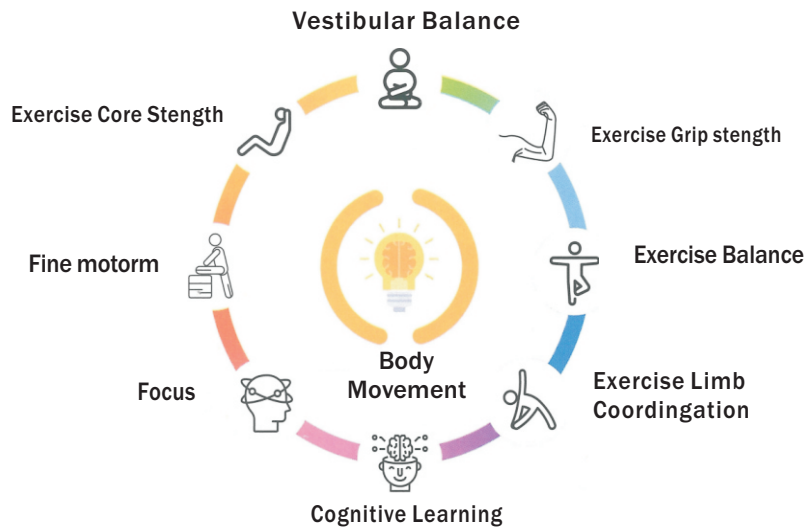
## Game Instruction




**WARNING:**  
Product must be assembled by an adult. Keep small parts necessary for assembly out of children's reach.



## Balance Swivel Chair



## Package List



Chair Panel



Chair Base




Screw x1



screwdriver x1

## Installation Instructions



1. First, use a screwdriver to unscrew the screws and remove the base.



2. Turn the base over and reinsert it into the spindle.



3. Use a screwdriver to tighten the screws and secure the base.



This product is suitable for children weighing less than 80 kilograms.