




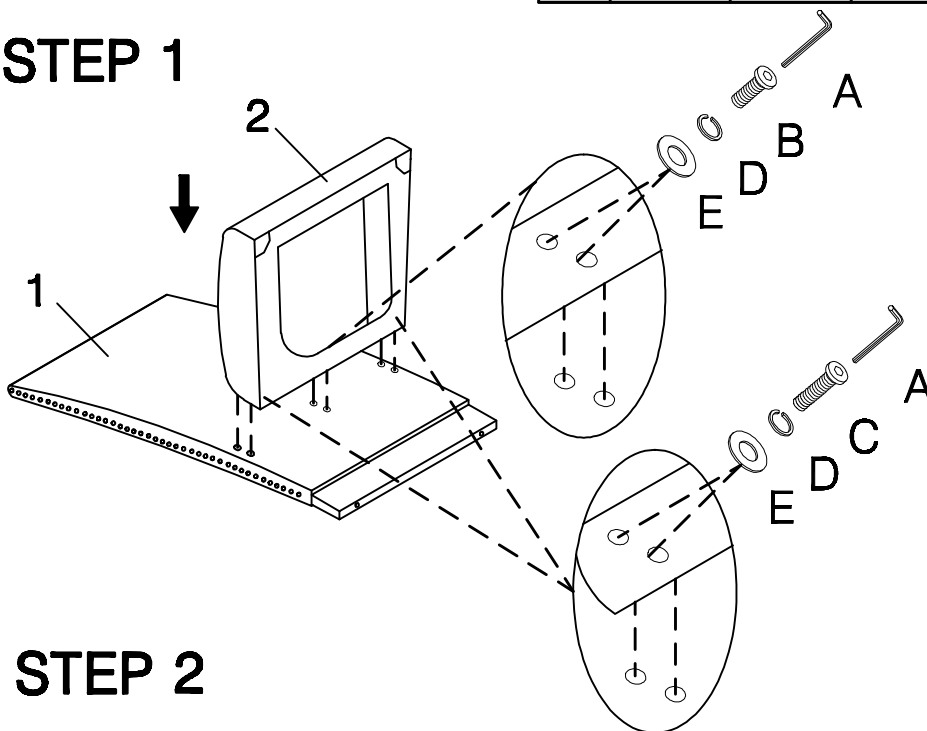


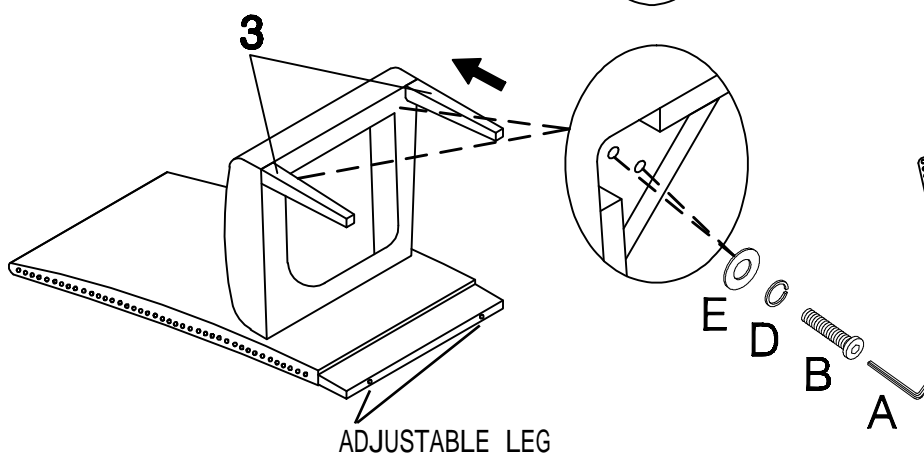
ASSEMBLY INSTRUCTION

1	1PC	CHAIR BACK FRAME	A		1PC	ALLEN KEY M5mm
2	1PC	CHAIR SEAT	B		6PCS	BOLT $\phi 5/16" * 2-1/4"$
3	2PCS	FRONT LEGS	C		4PCS	BOLT $\phi 5/16" * 3-1/2"$
			D		10PCS	LOCK WASHER $\phi 5/16"$
			E		10PCS	WASHER $\phi 5/16" * 22MM$

STEP 1



STEP 2



STEP 3

