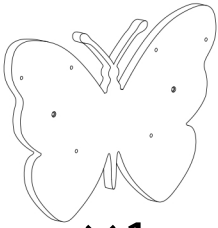
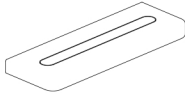


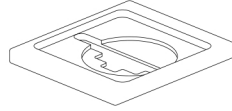
ASSEMBLY INSTRUCTION



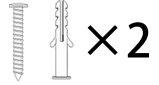
×1



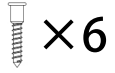
×2



×1



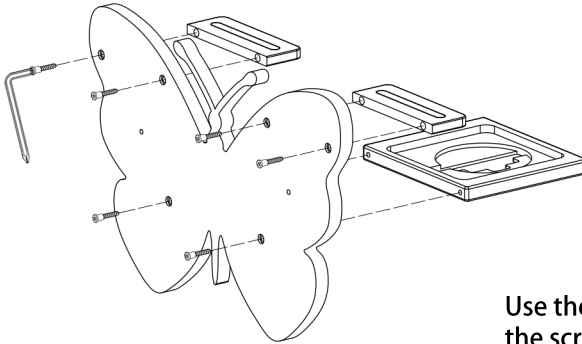
×2



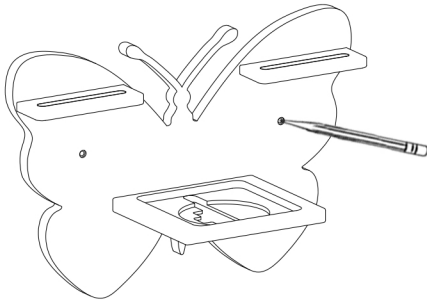
×6




×1



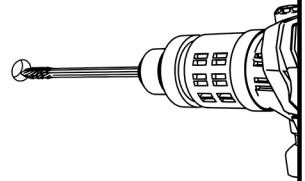
Use the screwdriver to lock the screws tightly.



Mark the location where you want to install the shelf.




WALL

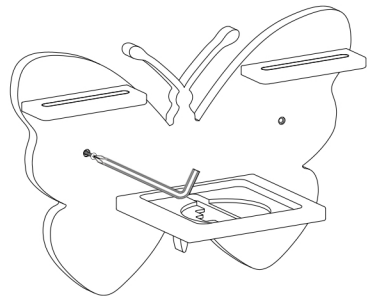
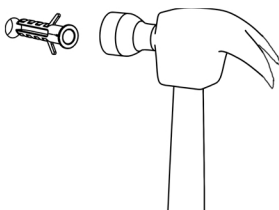


Drill holes in sequence at the marked positions.

Use a hammer to hammer the expansion tube into the drilling hole.



WALL



Use screwdriver to screw the long screws into the expansion tubes.