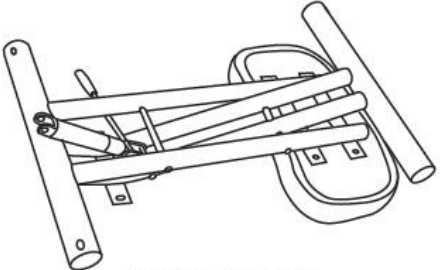
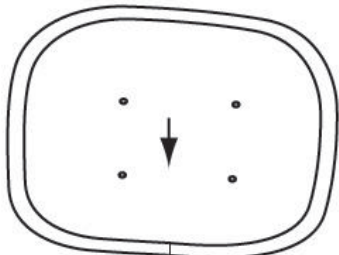




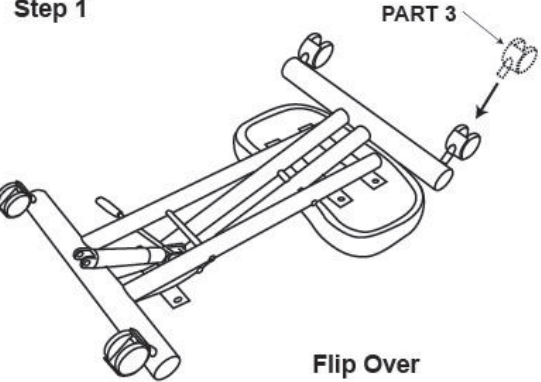
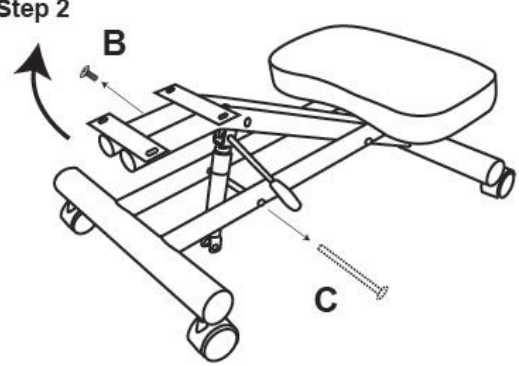
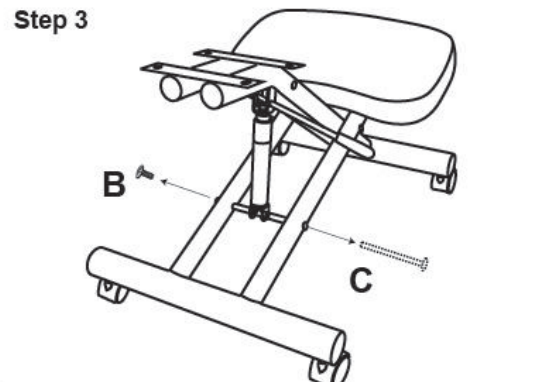
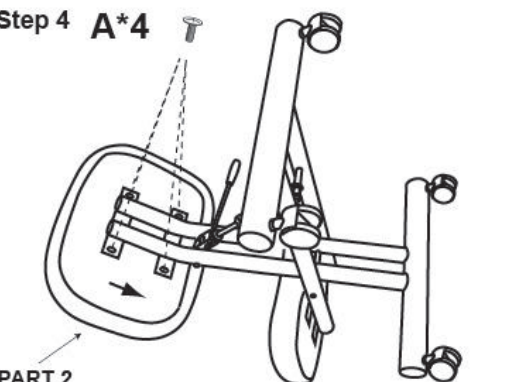


**IMPORTANT NOTICE:
HARDWARE PACKAGE IS ATTACHED
ON THE BOTTOM OF SEAT CUSHION.**

<div>(1)x 1</div>  <div>knee cushion</div>	
<div>(2)x 1</div>  <div>seat cushion</div>	<div>(3)x 4</div>  <div>caster</div>
<div>(A)*4</div>  <div>M6*18 Seat Cushion Screws (found in seat)</div>	
<div>(B)*1</div>  <div>M6*16 Frame Screws</div>	
<div>(C)*1</div>  <div>Long Frame screw (B & C found in frame Remove before Step 3)</div>	

<div>Step 1</div>  <div>PART 3</div> <div>Flip Over</div>	<div>Step 2</div>  <div>B</div> <div>C</div>
<div>Step 3</div>  <div>B</div> <div>C</div>	<div>Step 4</div> <div>A*4</div>  <div>PART 2</div>

**Insert and loosely tighten all screws. When assembly is completed, fully tighten all screws before using.
This chair is only intended for sitting. Any other use will void the warranty.**



For further assembly instructions, please visit our website