





ASSEMBLY INSTRUCTIONS & PARTS IDENTIFICATION

RECTANGLE DINING TABLE

Thank you for purchasing this quality product. Be sure to check all packing material carefully for small parts that may have come loose inside the carton during shipment.

Key Parts			
No.		Qty.	Description
1		1 Pc	Table Top
2		4 Pcs	Leg
3		4 Pcs	Floor Leveler

Hardware Kit			
No.		Description	Qty.
A		Flat Washer	16 Pcs
B		Lock Washer	16 Pcs
C		Bolt 8x30 mm	16 Pcs
D		Key Wrench	1 Pc

