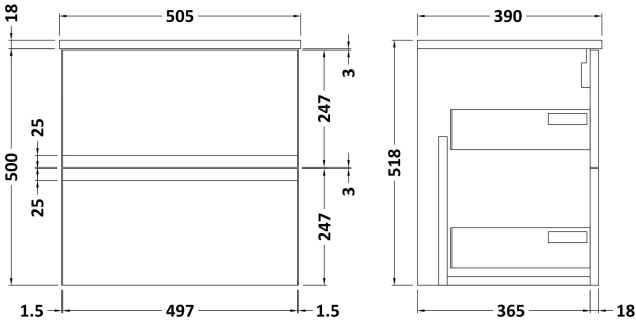


Sales Code: URB202W

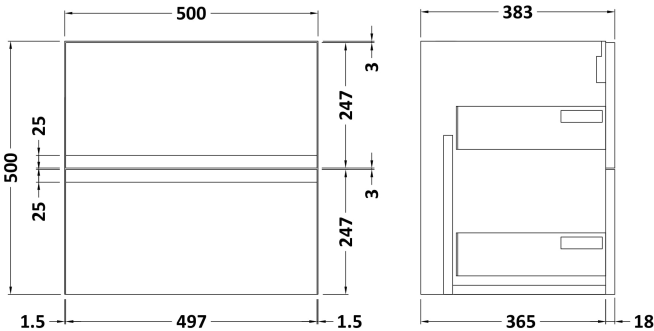
Description: 500 W/H 2-Drawer Unit & Worktop



Packaging Details	
Barcode:	5056211897316

Sales Code: URB292

Description: 500 W/H 2-Drawer Unit



Product Dimensions

Height (mm):	500
Width (mm):	510
Depth (mm):	383
Nett Weight (kg):	18.5

Packaging Dimensions

Height (mm):	500
Width (mm):	495
Depth (mm):	383
Gross Weight (kg):	19

Packaging Data

Box Colour:	Brown Cardboard Box
Box Qty:	1
Label Size:	100 x 50
Label Colour:	White Label
Label Qty:	2

Outer Box Dimensions (If Applicable)

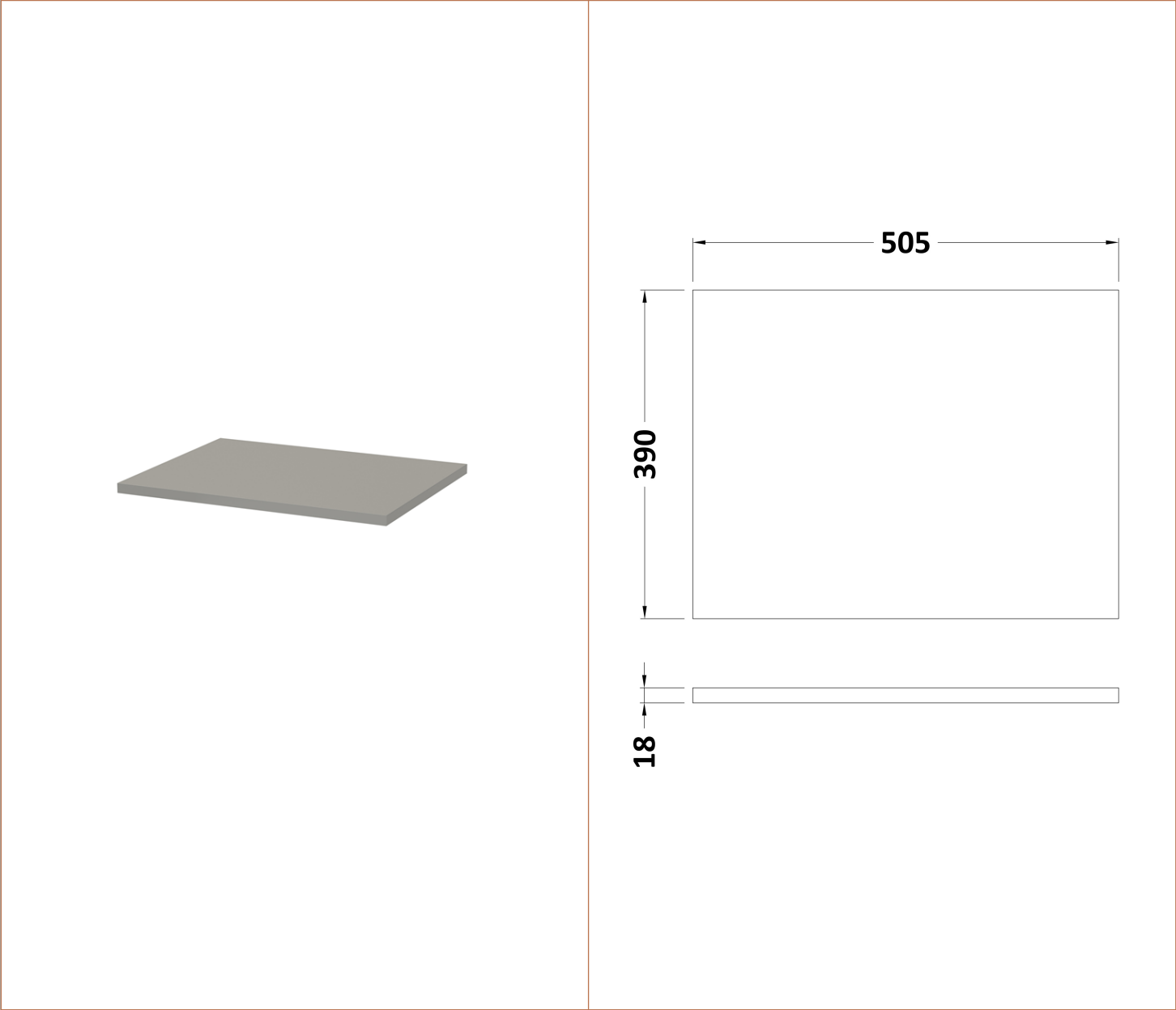
Height (mm):	
Width (mm):	
Depth (mm):	
Gross Weight (kg):	
Barcode:	5056211890409

Product Details

Country of Origin:	China
Fitting Instruction:	No
Certification:	FSC: Yes CE: N/A
Colour:	Satin Grey
Construction Method:	Cam & Wood Dowel
Construction Type:	Rigid
Cabinet Finish:	MFC Painted Matt
Fascia Finish:	Mdf Painted Matt
Cabinet Thickness (mm):	18
Fascia Thickness (mm):	18
Drawer Included:	Yes
Drawer Type:	80mm High Metal Softclose
No of Shelves:	0
Hinge Type:	Not Applicable
Hinge Included:	No
Adjustable Legs:	No
Fixings Included:	Yes
Handle Style:	Not Applicable
Handle Included:	No, Not Required
Waste Shroud:	Yes
Handle Type:	Handleless

Sales Code: MWT250

Description: 500 Worktop (505X390x18mm)



Product Dimensions		
Height (mm):	18	
Width (mm):	505	
Depth (mm):	390	
Nett Weight (kg):	2	
Packaging Dimensions		
Height (mm):	25	
Width (mm):	525	
Depth (mm):	410	
Gross Weight (kg):	2	
Packaging Data		
Box Colour:	Brown Cardboard Box - Printed	
Box Qty:	1	
Label Size:	100 x 50	
Label Colour:	Not Applicable	
Label Qty:	0	
Outer Box Dimensions (If Applicable)		
Height (mm):		
Width (mm):		
Depth (mm):		
Gross Weight (kg):		
Barcode:	5056211899716	
Product Details		
Country of Origin:	China	
Fitting Instruction:	No	
Certification:	FSC: Yes	CE: N/A
Colour:	Satin Grey	
Construction Method:	Not Applicable	
Construction Type:	Not Applicable	
Cabinet Finish:	Not Applicable	
Fascia Finish:	MFC Painted Gloss	
Cabinet Thickness (mm):		
Fascia Thickness (mm):	18	
Drawer Included:	Not Applicable	
Drawer Type:	Not Applicable	
No of Shelves:	Not Applicable	
Hinge Type:	Not Applicable	
Hinge Included:	Not Applicable	
Adjustable Legs:	Not Applicable	
Fixings Included:	Yes	
Handle Style:	Not Applicable	
Handle Included:	Not Applicable	
Waste Shroud:	Not Applicable	
Handle Type:	Not Applicable	