

**ASSEMBLY INSTRUCTIONS**

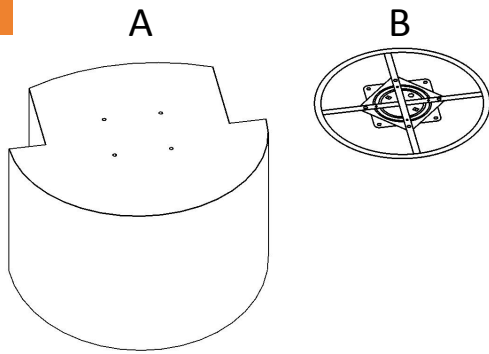
**ITEM NO: KJ-09218C**

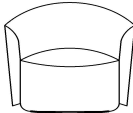

**DESCRIPTION: TRENTON SWIVEL CHAIR**

Thank you for purchasing this quality product. Be sure to check all packing material carefully for small parts that may have come loose inside the packing during shipment.

**STEP 1**





Carefully turn chair body over onto a soft, clean and stable surface as shown.

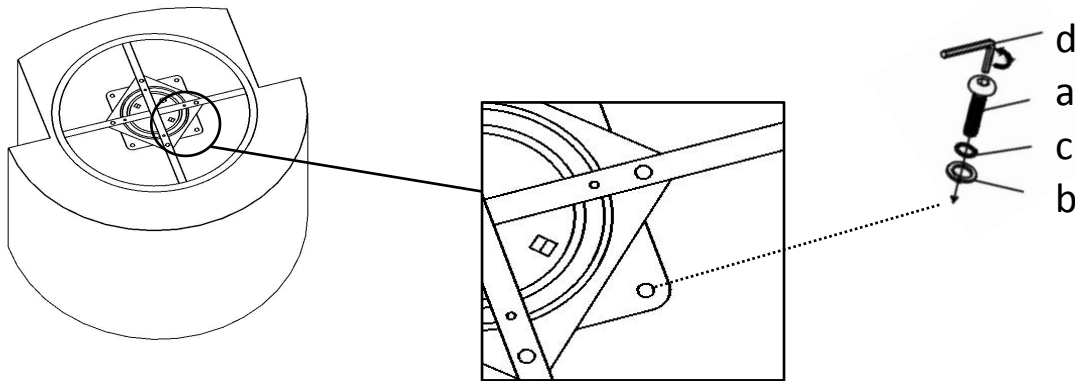


Code	Description	Parts	QTY
A	Chair body		1
B	Swivel base		1

**STEP 2**


Carefully lay swivel base (B) 's top down toward the bottom of chair body as shown, then assemble swivel base (B) with chair body by using 4pcs flat washers(b)+ 4pcs spring washers(c)+ 4pcs bolts(a) and Allen key(d) carefully as shown, Do not over tighten.

Code	Hardware	Parts	QTY
a	Bolt		4
b	Flat		4
c	Spring		4
d	Allen key		1



**STEP 3**

Carefully flip your furniture over and then set into place, Do not push or drag the item.



**THE ASSEMBLY IS COMPLETED.**