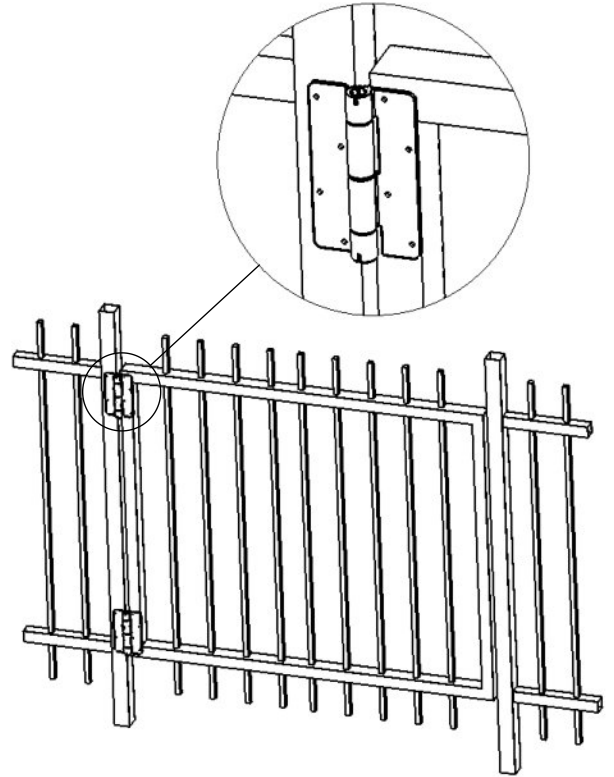
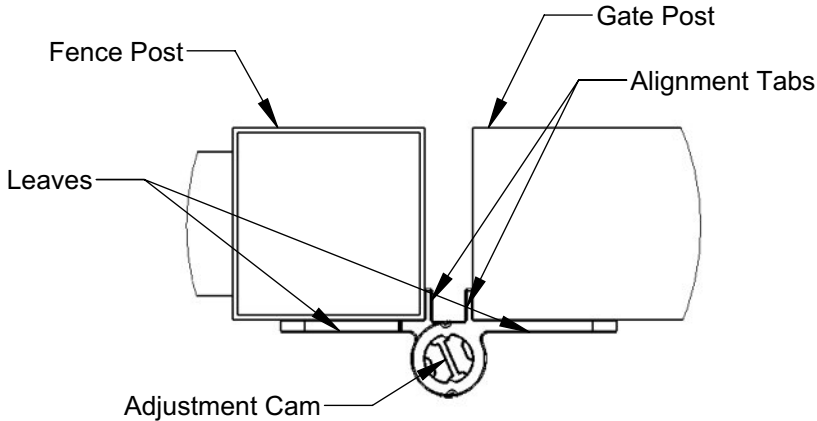




NW094, NW095, NW096 SELF CLOSING HINGE

INSTALLATION, ADJUSTMENT AND MAINTENANCE INSTRUCTIONS

The hinge should be mounted as shown. The leaves should be positioned on the outside surface of the posts when the gate is closed. The alignment tabs should be located between the gate and fence posts when the gate is in the closed position. The top surface of the upper hinge should be mounted within 1/2" of the top surface of the top rail and the bottom surface of the lower hinge should be mounted within 1/2" of the lower surface of the lower rail. In applications where additional hinges are used, they should be evenly spaced between the upper and lower hinges.

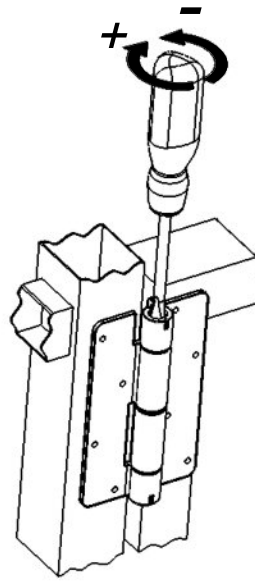
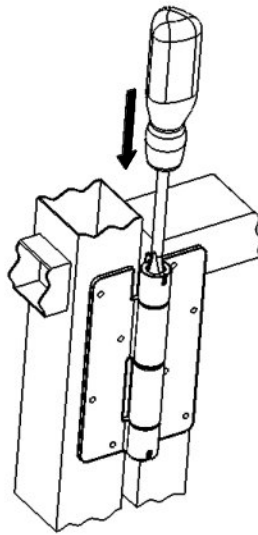
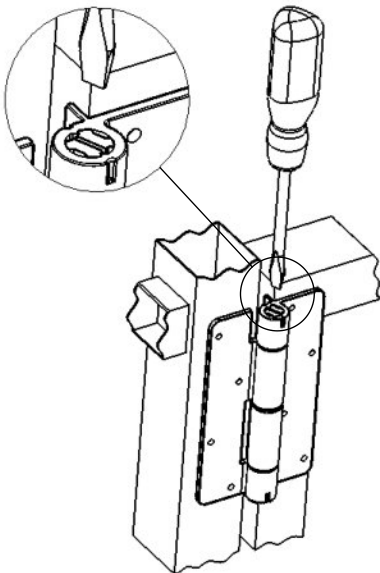


SPRING TENSION ADJUSTMENT AND MAINTENANCE

Insert flat tip screwdriver into the cam at the end of the hinge barrel.

Press the screwdriver downward, pushing the cam into the barrel.

Rotate the cam clockwise to increase spring tension and counter-clockwise to reduce spring tension. Adjust one hinge at a time in 1/4 turn increments.



The hinge should be inspected annually, or more frequently if the gate is used often. Spring tension adjustments should be made as needed. The hinge should be regularly lubricated by spraying an oil based lubricant into the area of the cams and barrel.

Liability Limitation & Warranty: This product is inspected prior to shipment and is warranted to the original purchaser to be free from defects in material and workmanship. No warranty applies if the product has been tampered with or damaged by the purchaser, and in no case shall the manufacturer or supplier be liable for damages which are incidental or consequential.

Disclaimer: The manufacturer and supplier of this device cannot and will not accept responsibility for unauthorized modifications to or for defective maintenance of this device. No modification to this device whatsoever is to be made other than with respect to the adjustments outlined in this installation instruction. If this device fails to function properly, it should be returned promptly to the supplier for replacement.