



# ASSEMBLY AND DRESSING INSTRUCTIONS



WARNING:

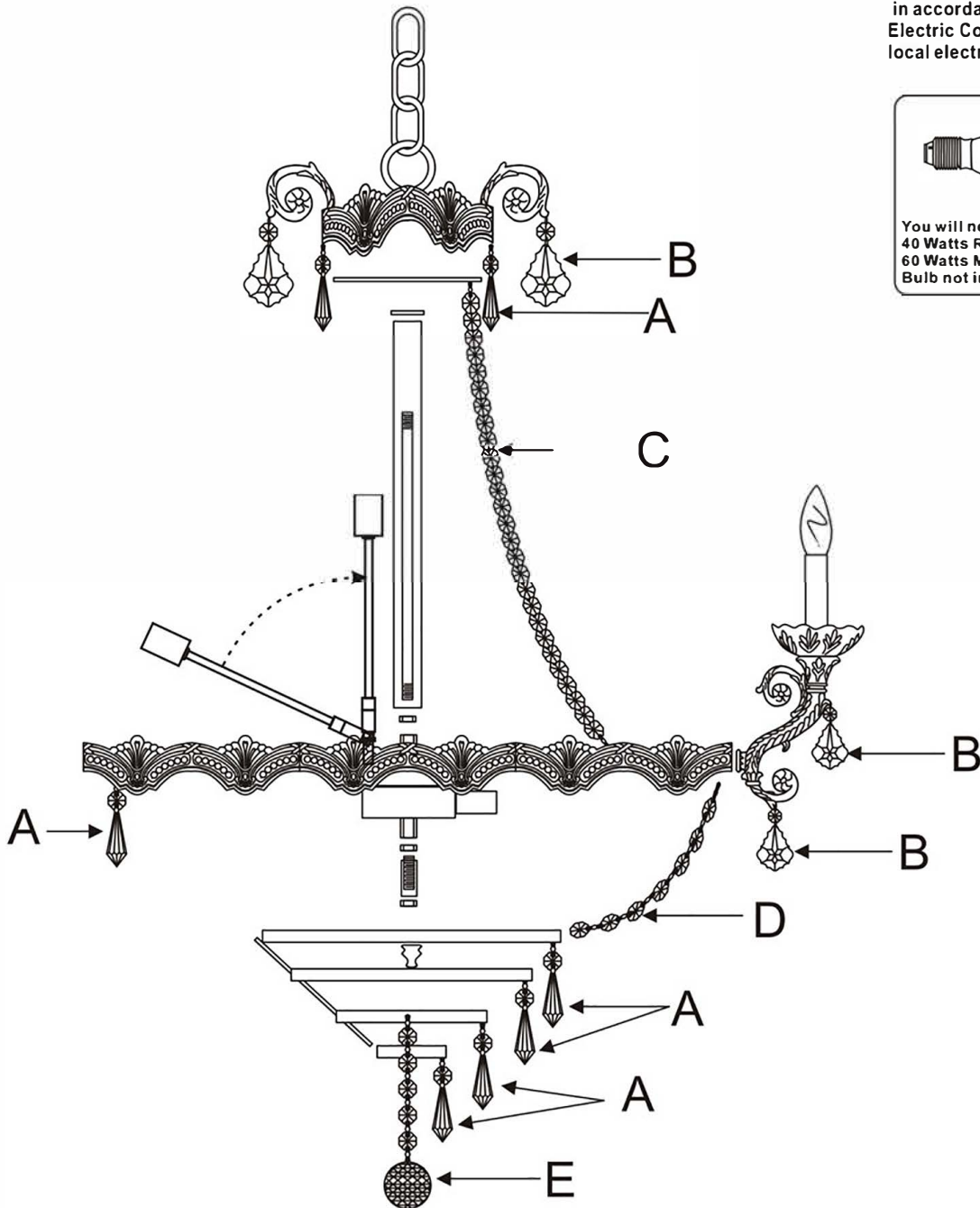



Electrical Danger Turn Power Off


All electrical components must be installed by a licensed electrician in accordance with the National Electric Code and the appropriate local electrical codes.





You will need 11 - Cand. Bulb  
40 Watts Recommended  
60 Watts Max  
Bulb not included.




A =  (14mm+38mm)X254sets

B =  (14mm+76mm)X15sets

C =  (14mmX27)X25sets

D =  (28mm+26mm+24mm+20mm +18mm+16mm)X50sets

E =  (14mmX5+40mm)X1pc