


Plastic Interlocking Deck Tiles

Size:12*12*0.8 inch

It can be installed quickly in Various Styles






Step 1. Place the first floor in position and align the other floors with the grooves and clasps

Step 2. Put the Deck Tiles in the pattern you like, and Align the slots and clasps, then press down the upside one.



Different Patterns To Assemble

Pattern 1	Pattern 2	Pattern 3
		

Filling With Surroundings

1: Filling With Cobbleston

2:Filling With Floor edge banding



Real Scene Picture

