

ASSEMBLY INSTRUCTION

DINING TABLE



ASSEMBLY INSTRUCTION

DINING TABLE

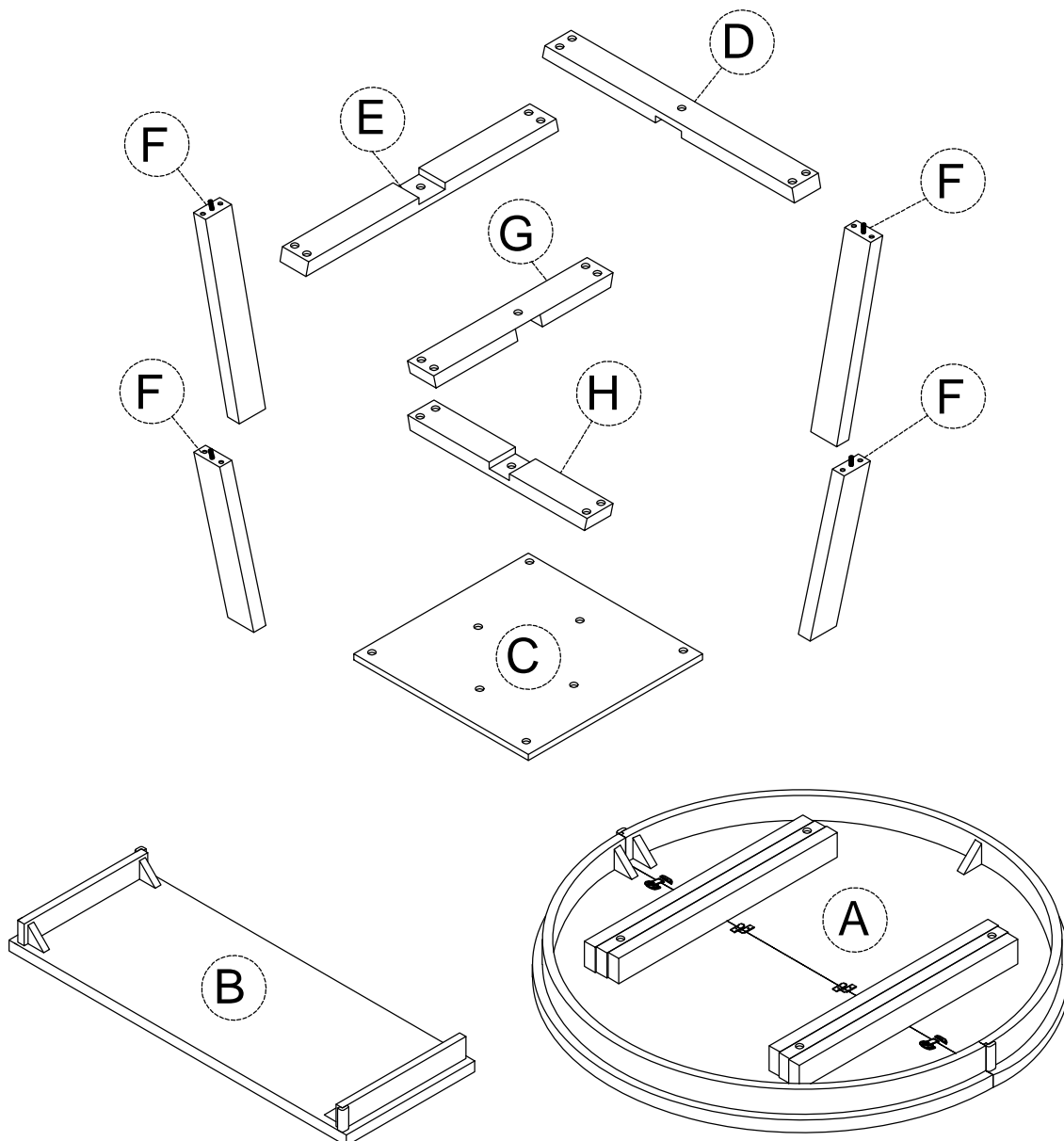
IMPORTANT NOTE:

Please read these instructions fully before starting assembly:

1. Place all wooden parts on a clean and smooth surface such as a rug or carpet to avoid scratching the parts.
2. Kindly follow the assembly instructions step by step.
3. Do not tighten all screws and bolts until the table is fully assembled.
4. Unscrew the protective plastic supports from the metal insert of the table legs before assembly.
5. Parts of the assembly will be easier with 2 people.

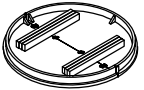

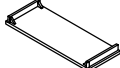











Care and maintenance:

Only clean using a damp cloth and mild detergent, do not use bleach or abrasive cleaners.

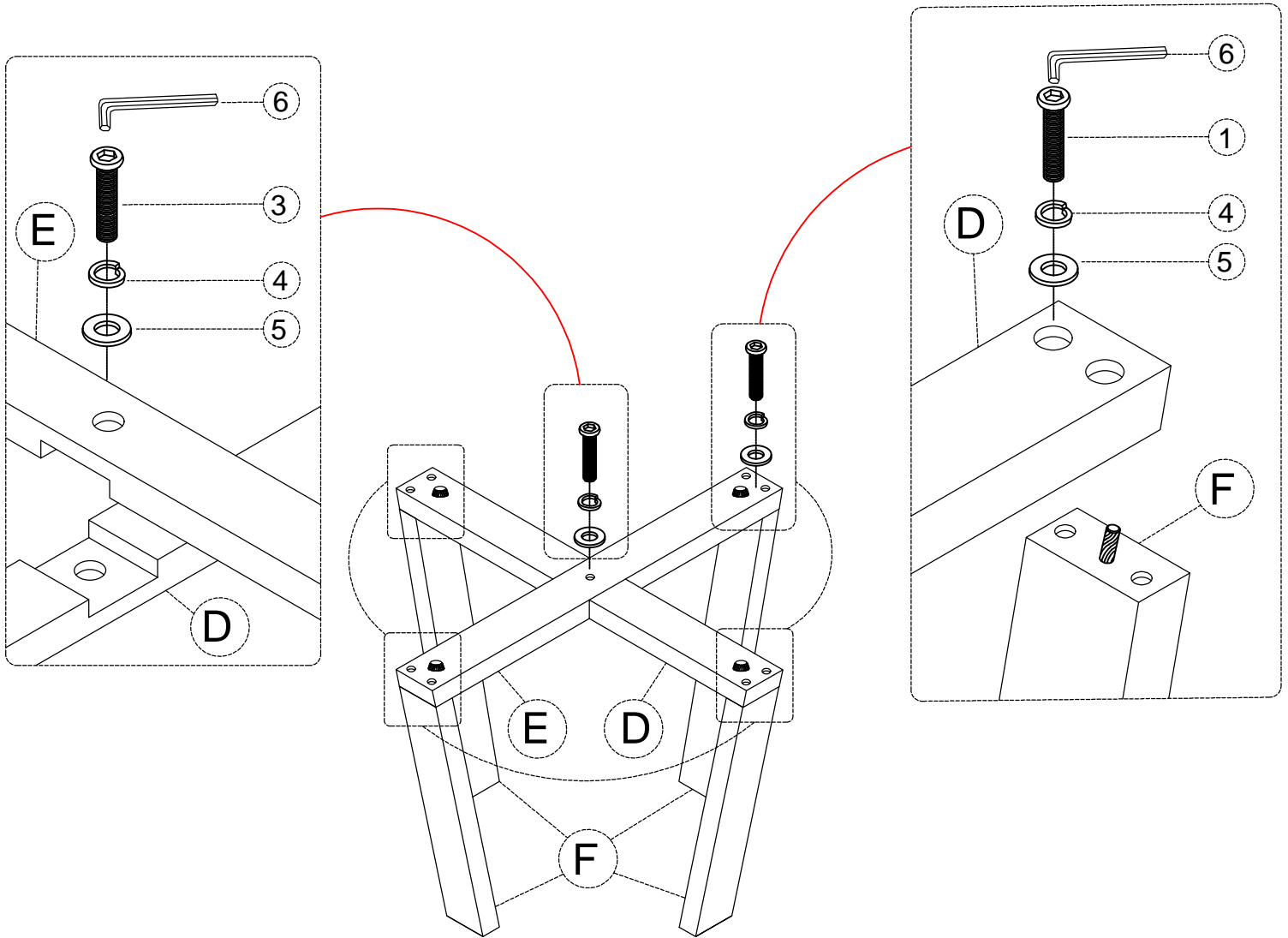


Part List For One

Hardware List For One

No	Parts Description.	Q'ty	No	Hardware Description.	Q'ty
A	TOP PANEL 	1pc	1	Bolts 5/16"* 60mm 	16pcs
B	LFAF 	1pc	2	Bolts 5/16"* 40mm 	8pcs
C	MOUNTING PLATE 	1pc	3	Bolts 5/16"* 30mm 	2pcs
D	BOTTOM LEGS 	1pc	4	Spring Washer 5/16"* 13mm x 1.5mm 	26pcs
E	BOTTOM LEGS 	1pcs	5	Flat Washer 5/16"* 16mm x 1.5mm 	26pcs
F	LEGS 	4pcs	6	Allen Key 4mm*60mm 	1pc
G	MIDDLE LEGS 	1pc			
H	MIDDLE LEGS 	1pc			

STEP 1



Bolts
5/16 x 30mm



③x 1

Spring Washer
5/16 x 13mm x 1.5mm



④x 1

Flat Washer
5/16 x 16mm x 1.5mm



⑤x 1

Allen Key
4mm x 60mm



⑥x 1

Bolts
5/16 x 60mm



①x 8

Spring Washer
5/16 x 13mm x 1.5mm



④x 8

Flat Washer
5/16 x 16mm x 1.5mm



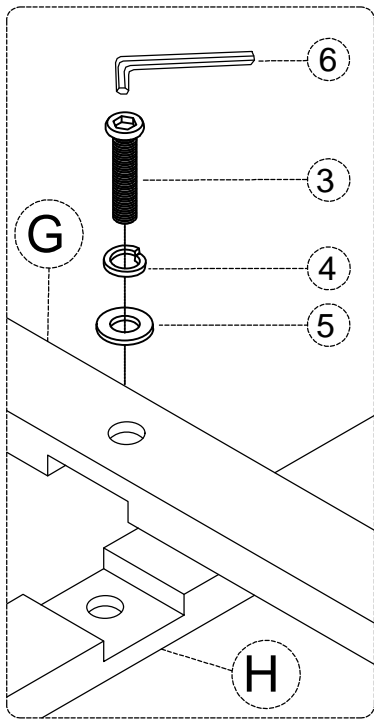
⑤x 8

Allen Key
4mm x 60mm



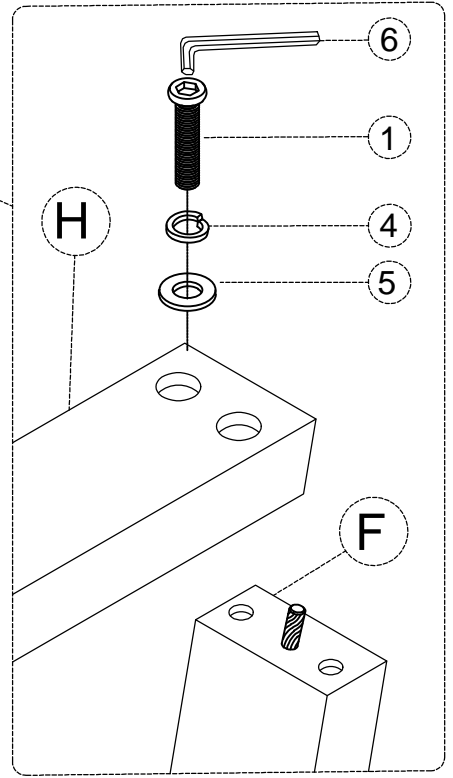
⑥x 1

STEP 2



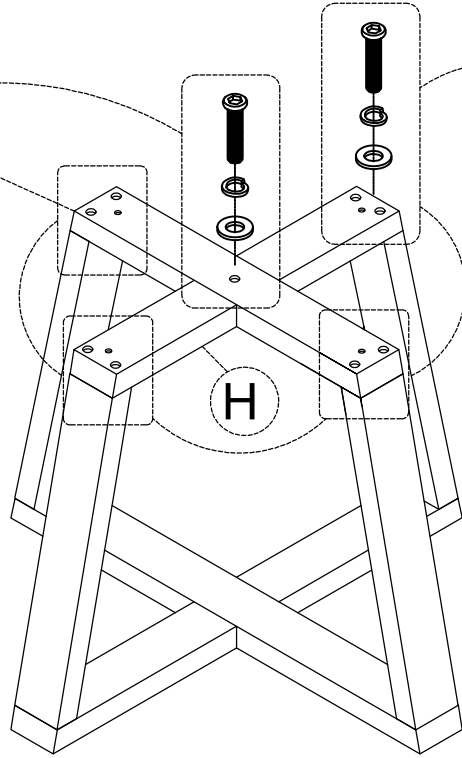
G





H







H

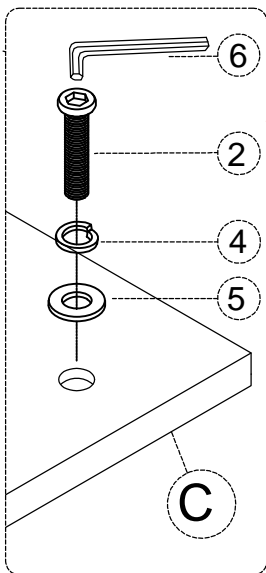
F



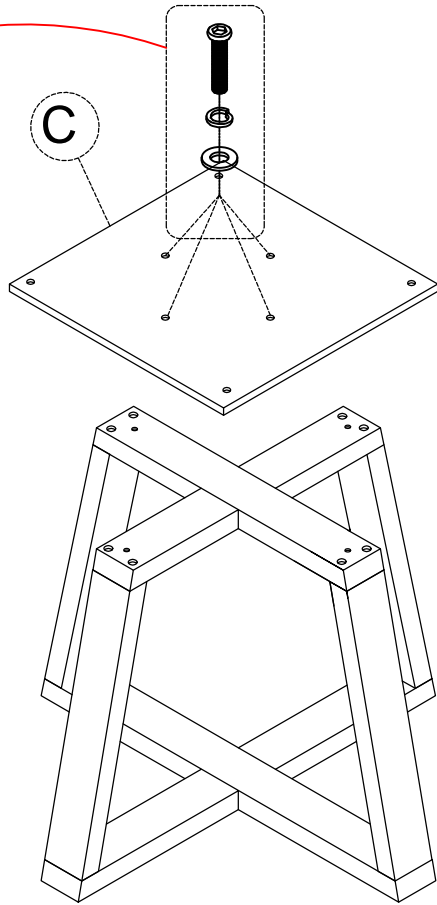
Bolts 5/16 x 30mm  ③x 1	Spring Washer 5/16 x 13mm x 1.5mm  ④x 1	Flat Washer 5/16 x 16mm x 1.5mm  ⑤x 1	Allen Key 4mm x 60mm  ⑥x 1
---	--	--	---

Bolts 5/16 x 60mm  ①x 8	Spring Washer 5/16 x 13mm x 1.5mm  ④x 8	Flat Washer 5/16 x 16mm x 1.5mm  ⑤x 8	Allen Key 4mm x 60mm  ⑥x 1
--	--	--	---





STEP 3



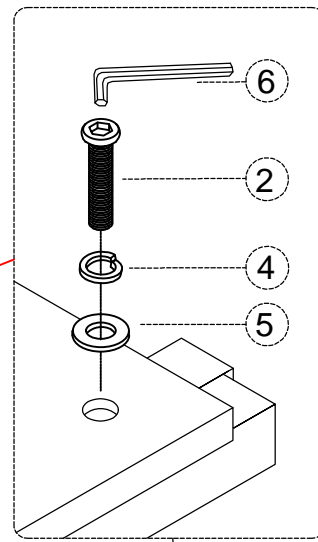
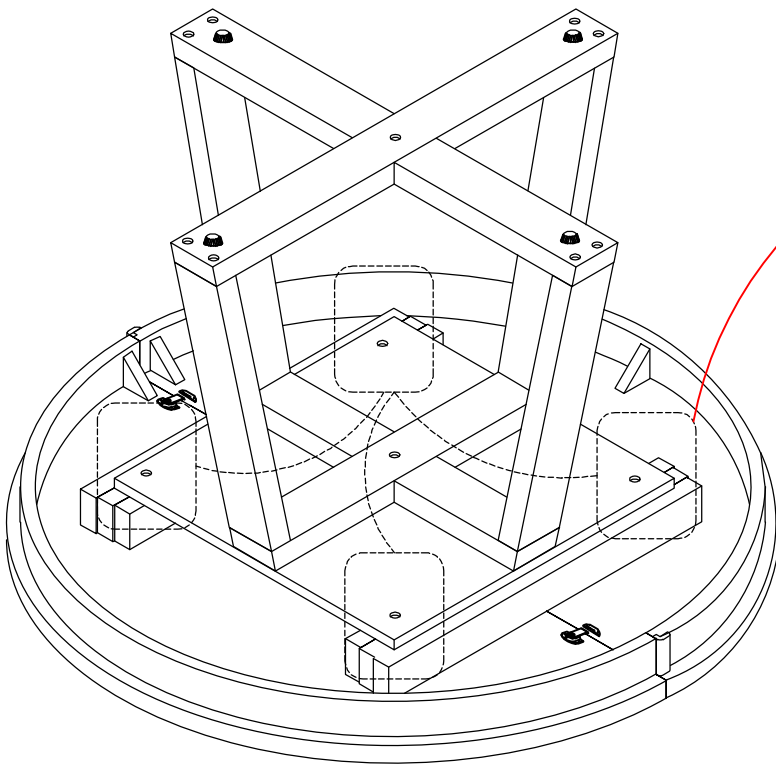
C







C

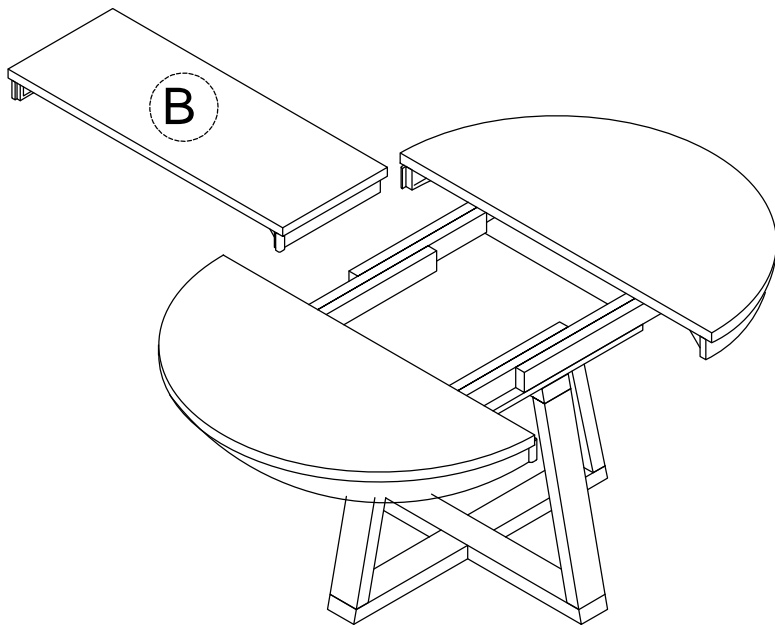
Bolts 5/16 x 40mm  ②x 4	Spring Washer 5/16 x 13mm x 1.5mm  ④x 4	Flat Washer 5/16 x 16mm x 1.5mm  ⑤x 4	Allen Key 4mm x 60mm  ⑥x 1
---	--	--	---

STEP 4



Bolts 5/16 x 40mm  ②x 4	Spring Washer 5/16 x 13mm x 1.5mm  ④x 4	Flat Washer 5/16 x 16mm x 1.5mm  ⑤x 4	Allen Key 4mm x 60mm  ⑥x 1
---	---	---	--

STEP 5



FINISH

