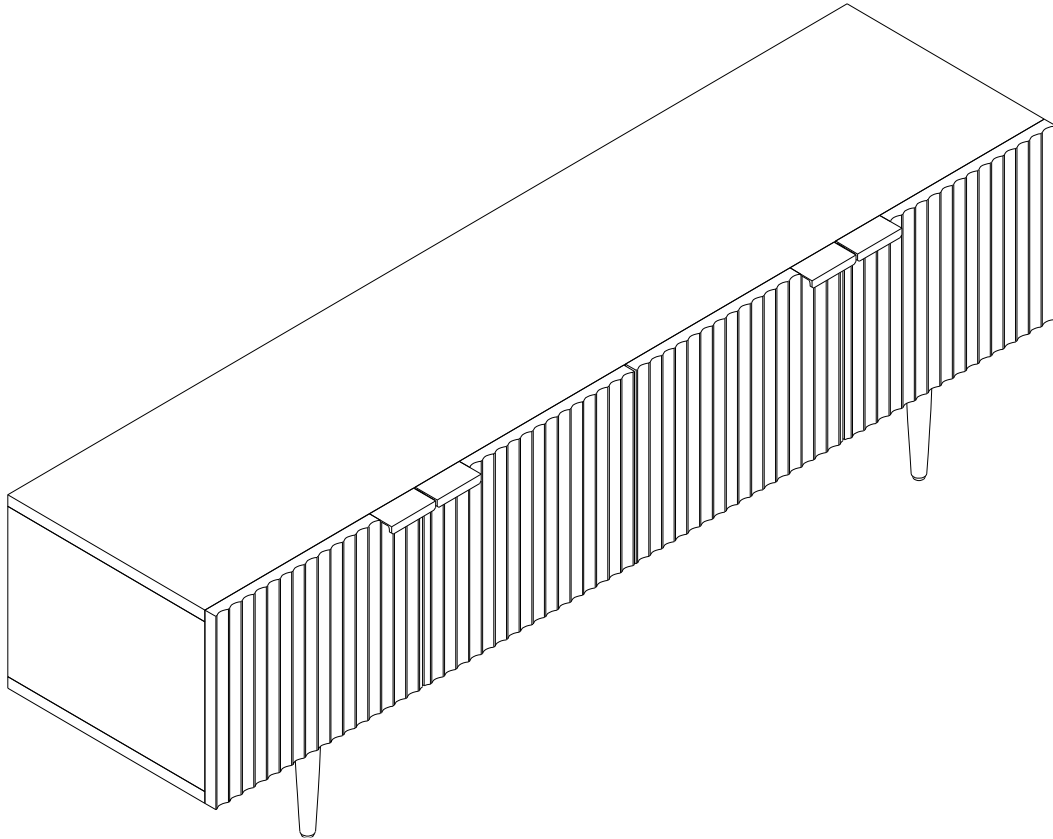

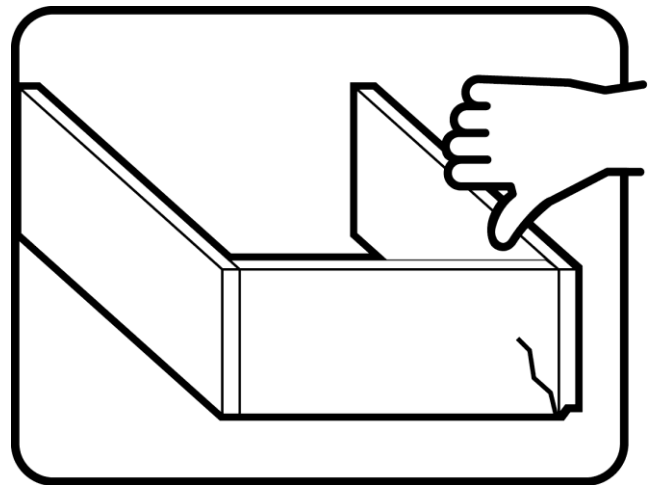
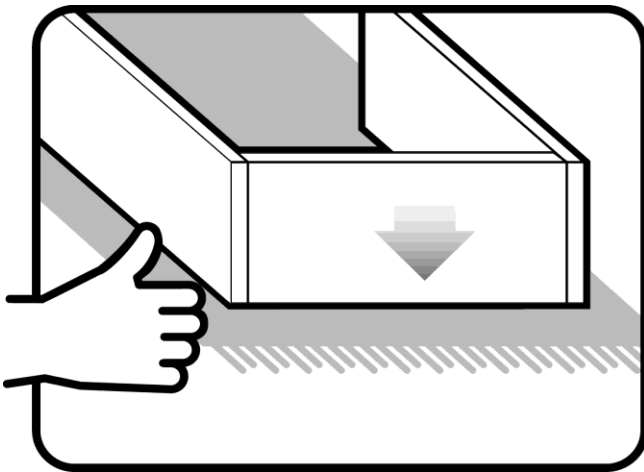

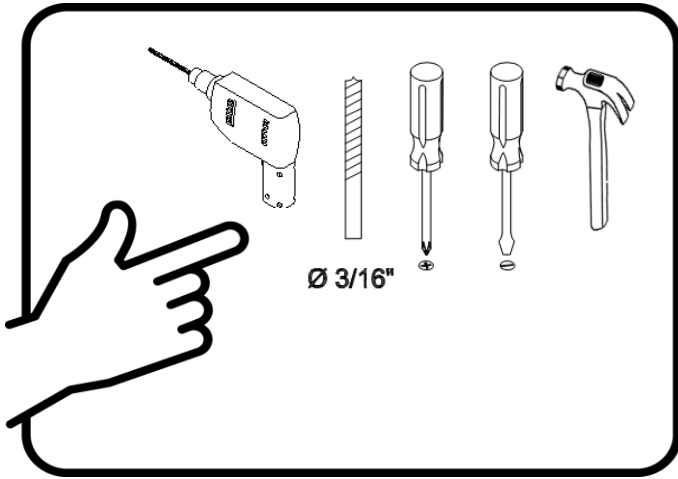


Assembly | Asamblea | Assemblage



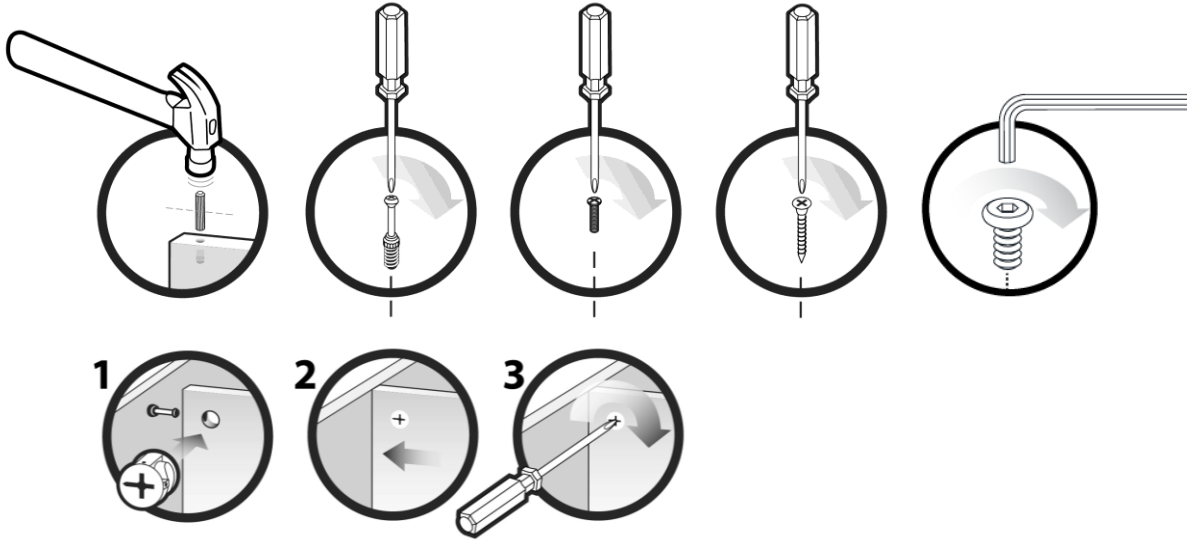
Thank you for your purchase! | ¡Gracias por tu compra! | Merci pour votre achat!

Assembly | Asambla | Assemblage



Assembly | Asamblea | Assemblage

Techniques | Técnicas | Techniques



Care | Cuidado | Entretien





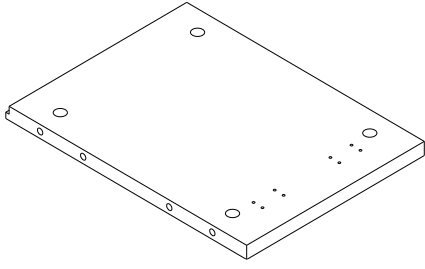
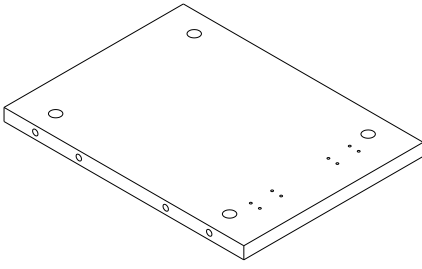
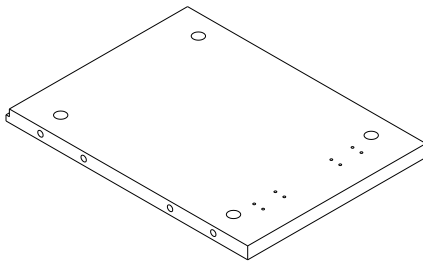
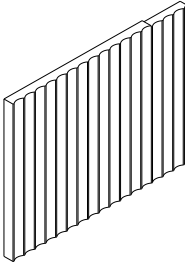
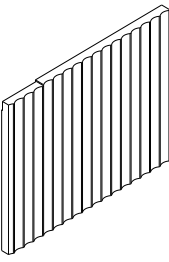
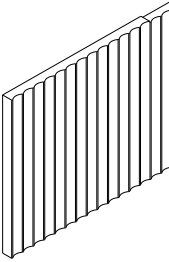
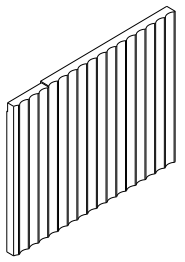
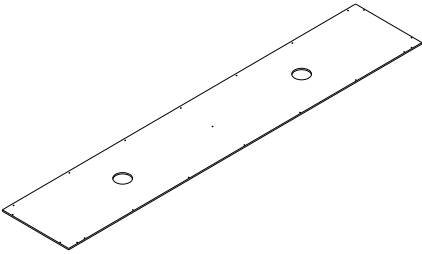
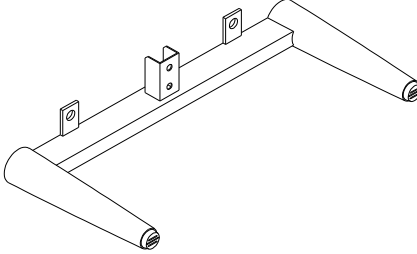
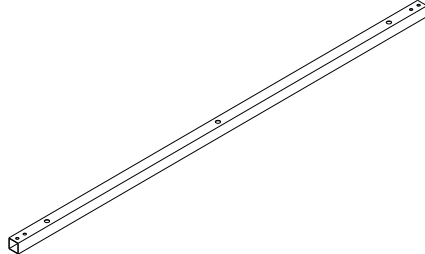
Safety | Seguridad | Sécurité



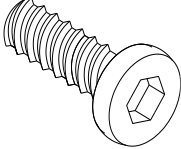
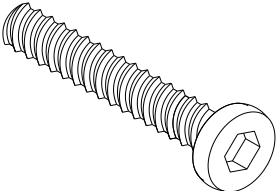
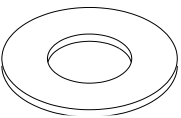
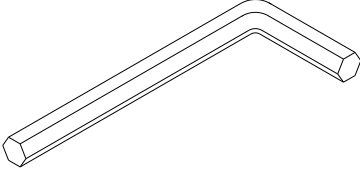
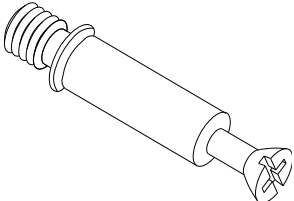
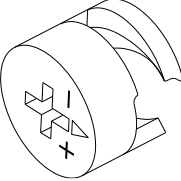
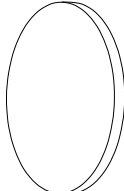
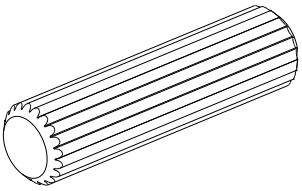
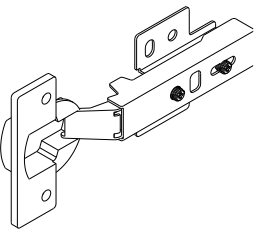
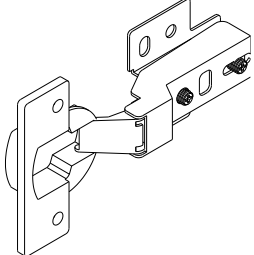
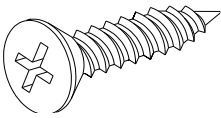
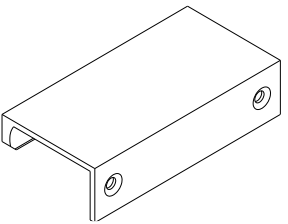
Note! | ¡Nota! | Remarque!



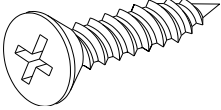
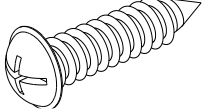
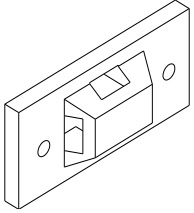
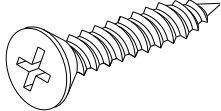
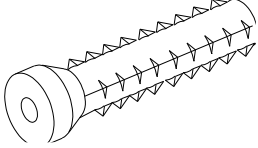
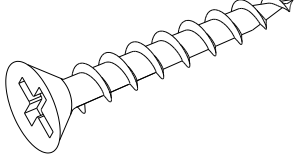
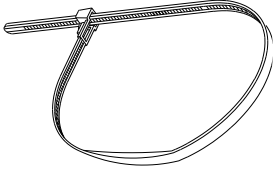
Assembly | Asambla | Assemblage

<p>A x1</p>  <p>Top panel Panel superior Panneau du haut</p>	<p>B x1</p>  <p>Bottom panel Panel inferior Panneau du bas</p>	<p>C x1</p>  <p>Left side panel Panel lateral izquierdo Panneau latéral gauche</p>
<p>D x1</p>  <p>Vertical panel Panel vertical Panneau vertical</p>	<p>E x1</p>  <p>Right side panel Panel lateral derecho Panneau latéral droit</p>	<p>F x1</p>  <p>Left door Puerta izquierda Porte gauche</p>
<p>G x1</p>  <p>Left middle door Puerta central izquierda Porte centrale gauche</p>	<p>H x1</p>  <p>Right middle door Puerta central derecha Porte centrale droite</p>	<p>I x1</p>  <p>Right door Puerta derecha Porte droite</p>
<p>J x1</p>  <p>Back panel Panel posterior Panneau arrière</p>	<p>K x2</p>  <p>Frame Marco Cadre</p>	<p>L x1</p>  <p>Rail Carril Rail</p>

Assembly | Asamblea | Assemblage

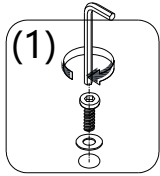
<p>1 x8</p>  <p>Bolt Tornillo Boulon</p> <p>Ø1/4"x1/2"L</p>	<p>2 x3</p>  <p>Bolt Tornillo Boulon</p> <p>Ø1/4"x1-1/2"L</p>	<p>3 x11</p>  <p>Flat washer Arandela plana Rondelle plate</p>
<p>4 x1</p>  <p>Allen wrench Llave Allen Clé Allen</p>	<p>5 x12</p>  <p>Cam bolt Perno de leva Boulon à came</p>	<p>6 x12</p>  <p>Cam lock Bloqueo de leva Serrure à came</p>
<p>7 x12</p>  <p>Cover Tapa Couverture</p>	<p>8 x12</p>  <p>Wood dowel Taco de madera Cheville en bois</p> <p>Ø8x30mm</p>	<p>9 x4</p>  <p>Hinge Bisagra Charnière</p>
<p>10 x4</p>  <p>Hinge Bisagra Charnière</p>	<p>11 x48</p>  <p>Screw Tornillo Vis</p> <p>Ø3x14mm L</p>	<p>12 x4</p>  <p>Handle Manija Poignée</p>

Assembly | Asamblea | Assemblage

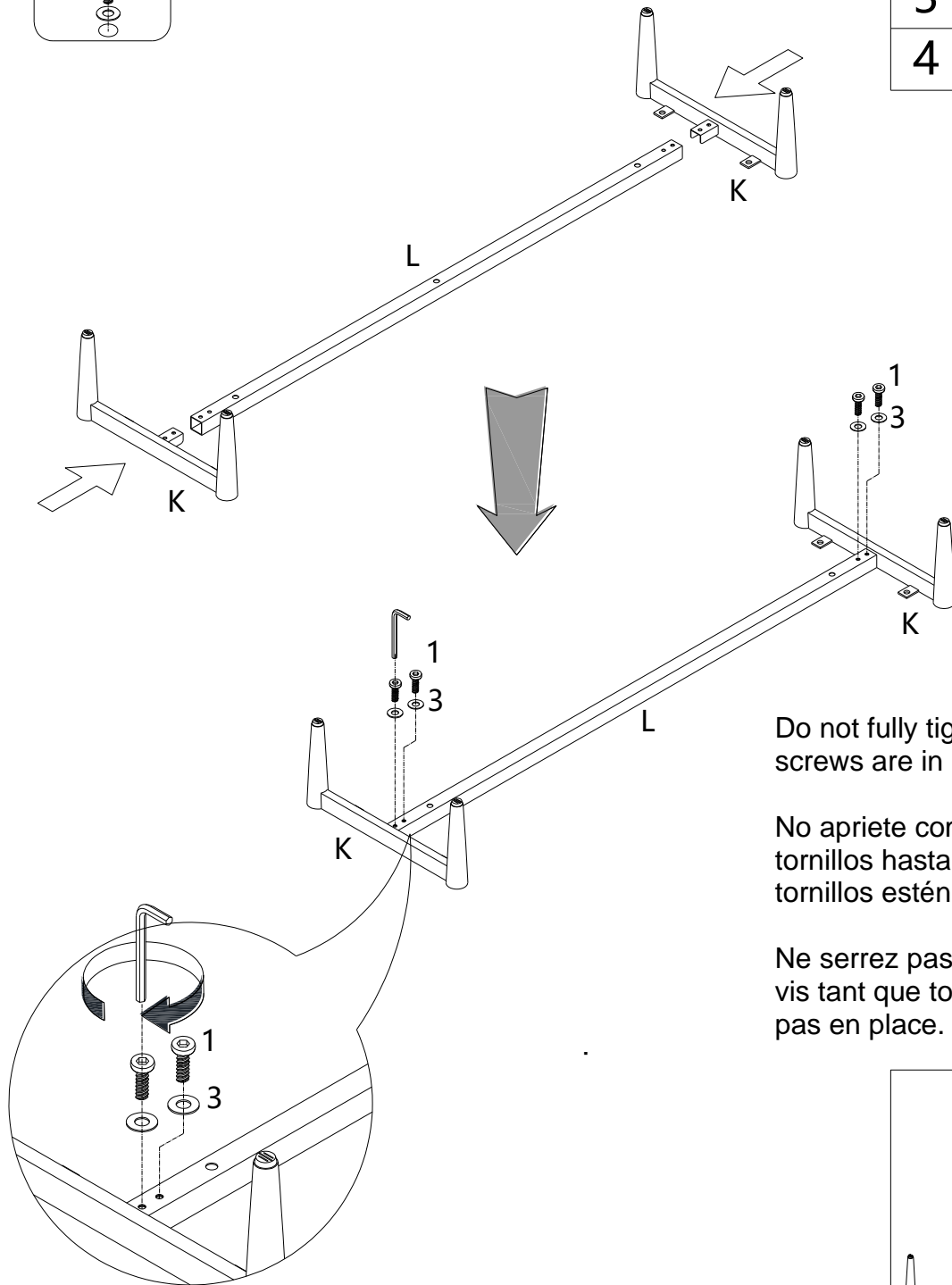
<p>13 x8</p>  <p>Screw Tornillo Vis</p> <p>ø3x12mm L</p>	<p>14 x17</p>  <p>Screw Tornillo Vis</p> <p>ø3x12mm L</p>	<p>15 x4</p>  <p>Bracket Soporte Support</p>
<p>16 x4</p>  <p>Screw Tornillo Vis</p> <p>ø3x16mm L</p>	<p>17 x4</p>  <p>Anchor Ancla Ancre</p>	<p>18 x4</p>  <p>Screw Tornillo Vis</p> <p>8#x1-1/4" L</p>
<p>19 x2</p>  <p>Tie Lazo L'attache</p>		

Assembly | Asamblea | Assemblage

1



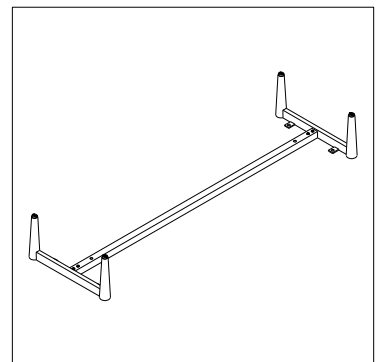
1		×4
3		×4
4		×1



Do not fully tighten screws until all screws are in position.

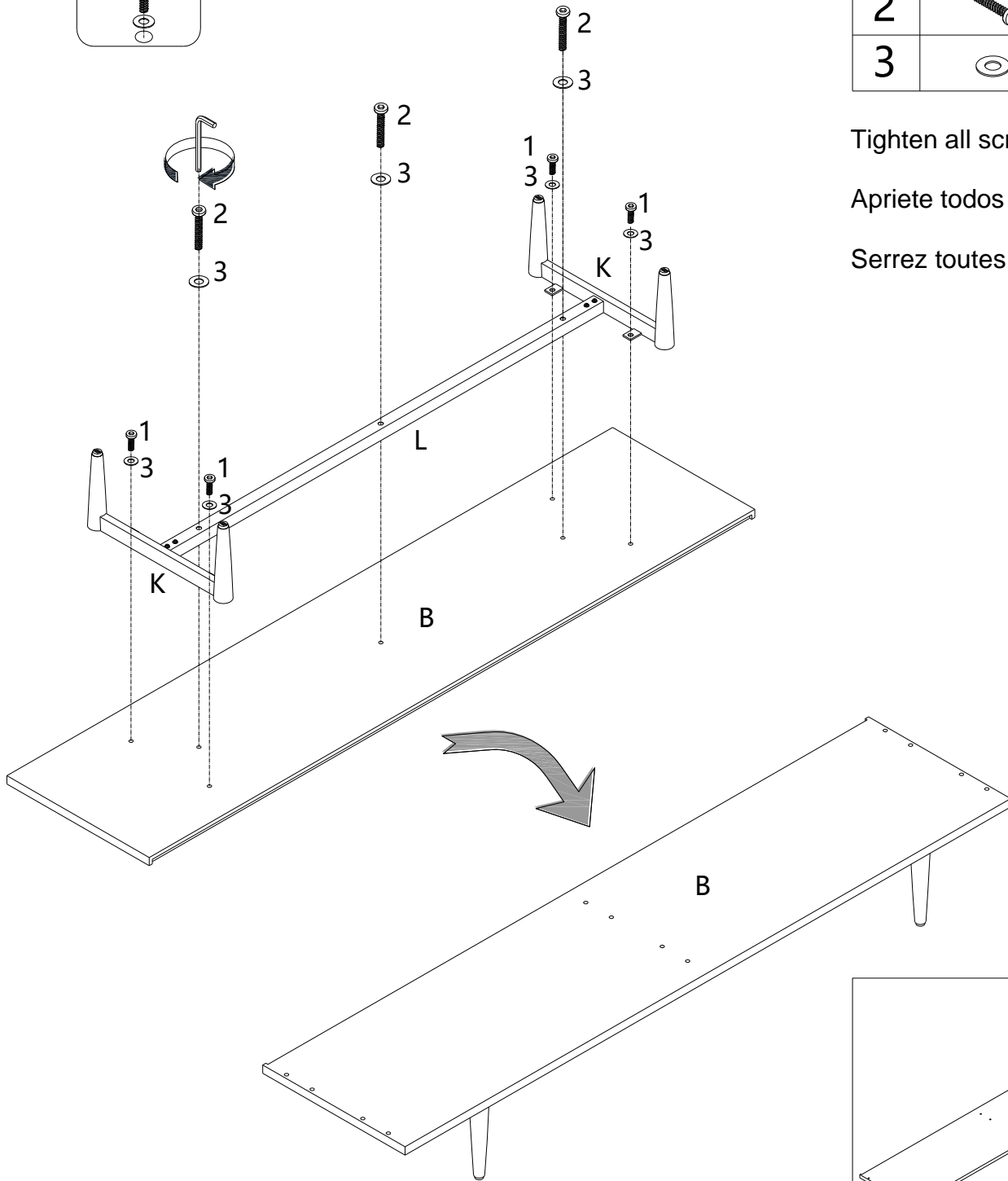
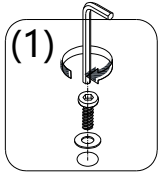
No apriete completamente los tornillos hasta que todos los tornillos estén en su lugar.

Ne serrez pas complètement les vis tant que toutes les vis ne sont pas en place.



Assembly | Asambla | Assemblage

2

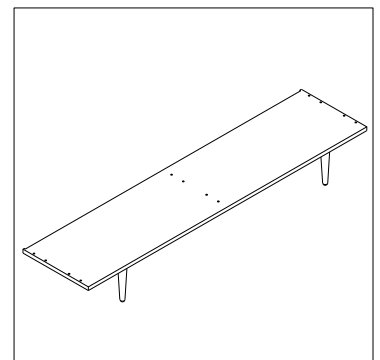


1		×4
2		×3
3		×7

Tighten all screws.

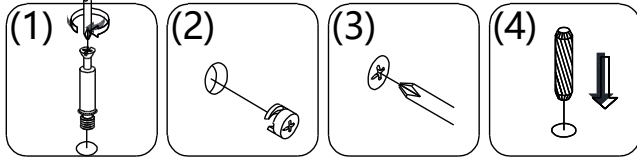
Apriete todos los tornillos.

Serrez toutes les vis.

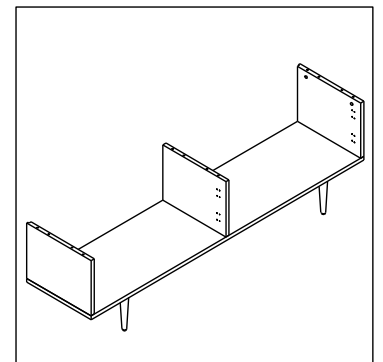
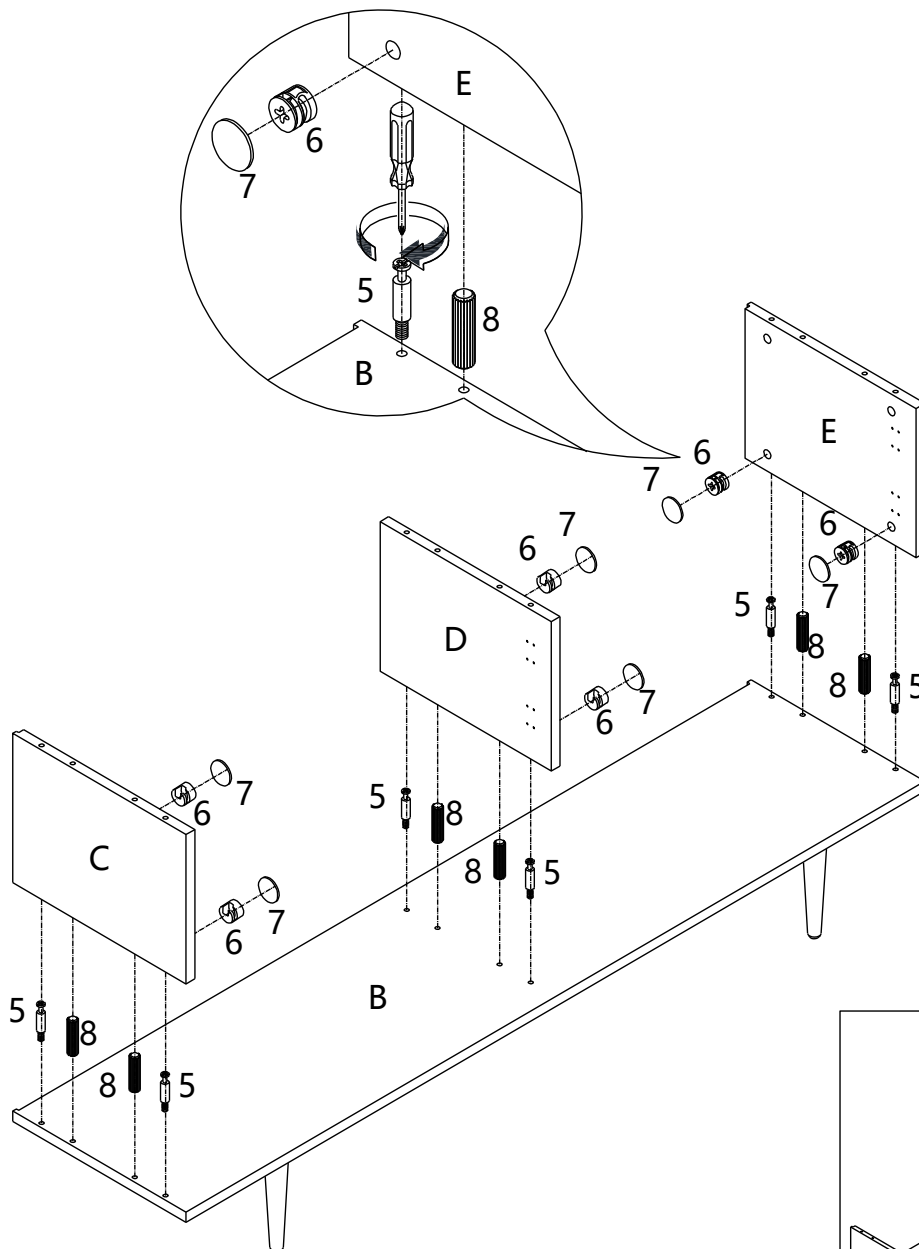


Assembly | Asambla | Assemblage

3

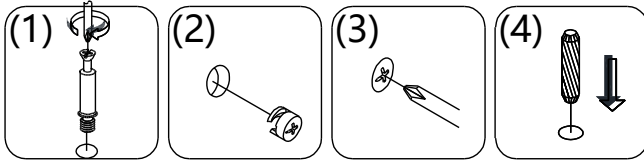






5		×6
6		×6
7		×6
8		×6

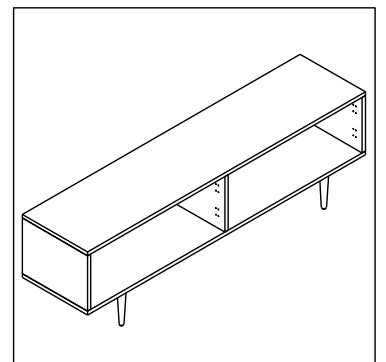
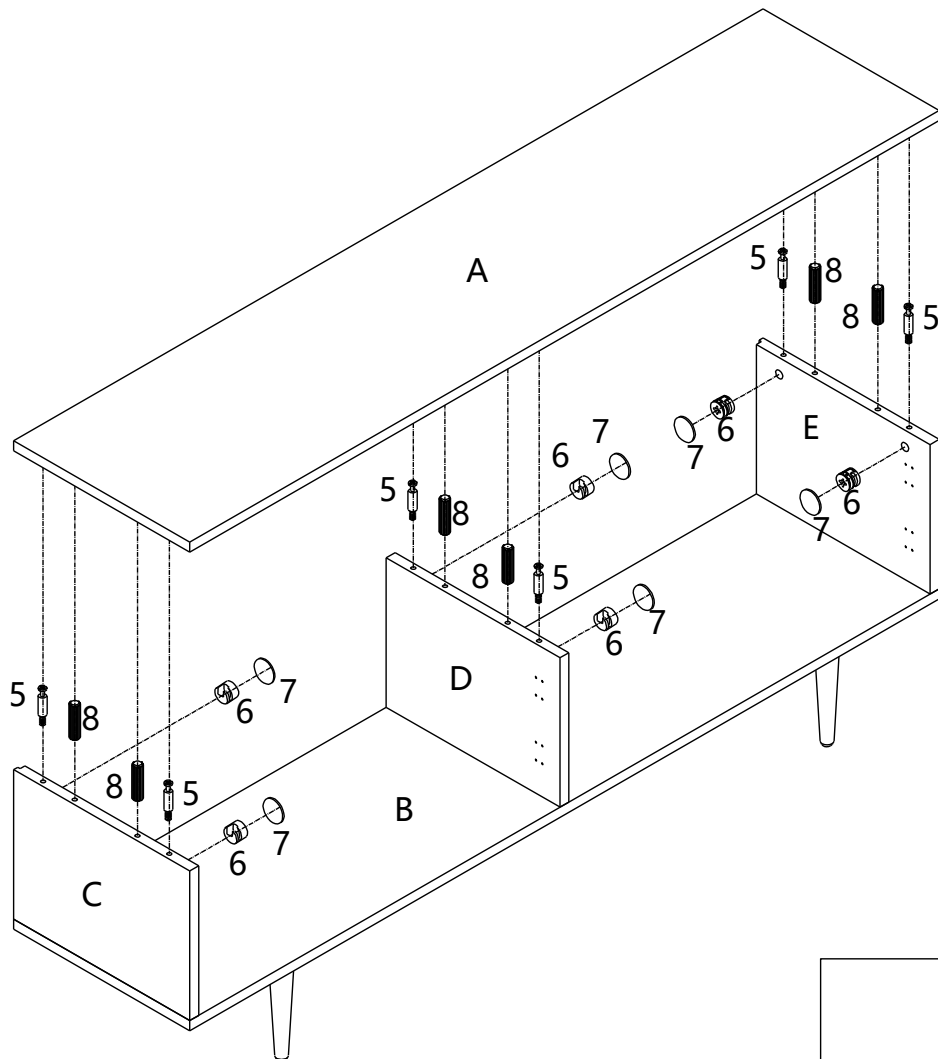


Assembly | Asambla | Assemblage

4







5		×6
6		×6
7		×6
8		×6

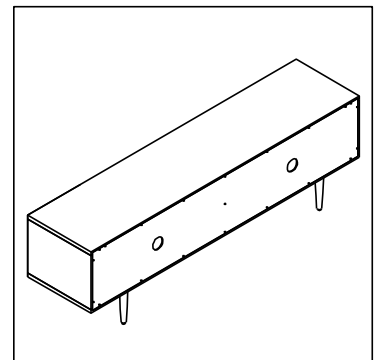
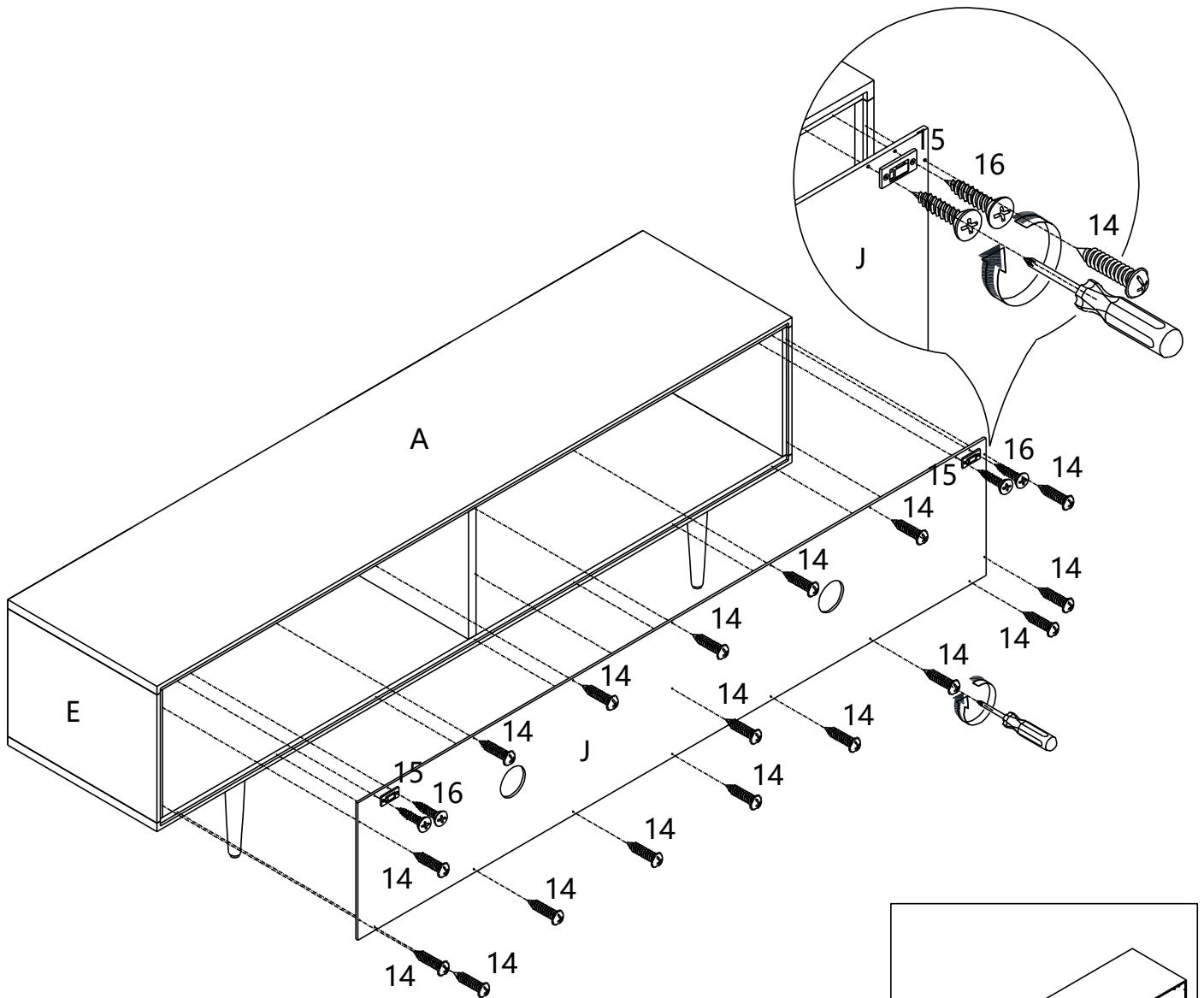


Assembly | Asambla | Assemblage

5

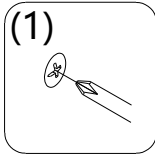


14		×17
15		×2
16		×4

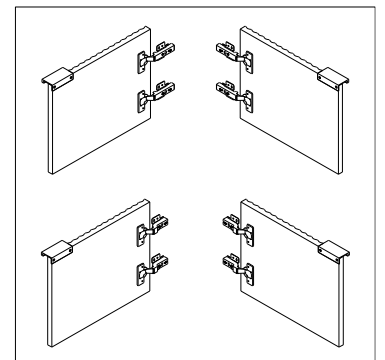
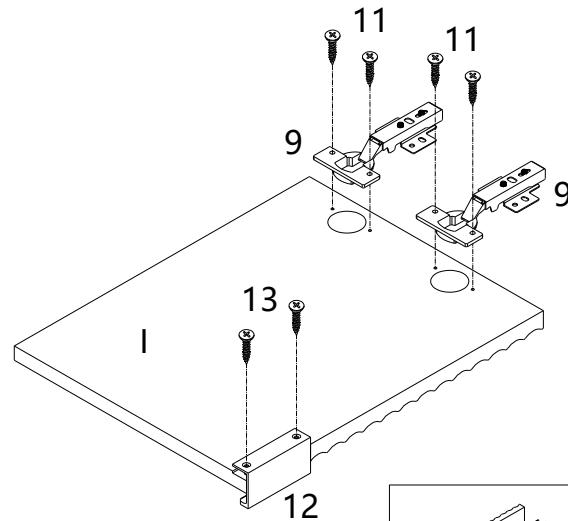
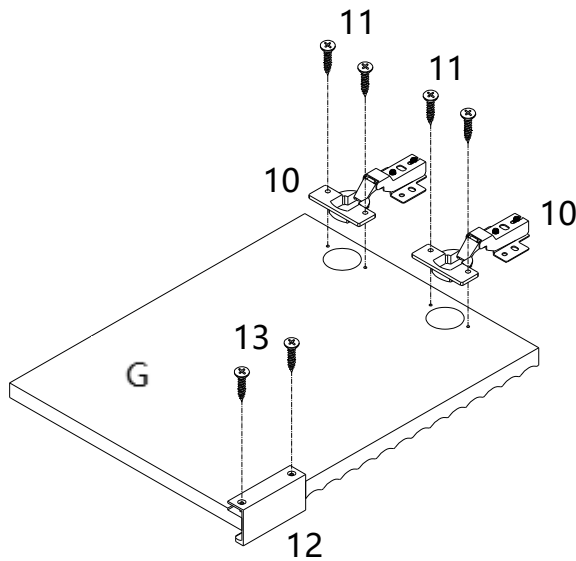
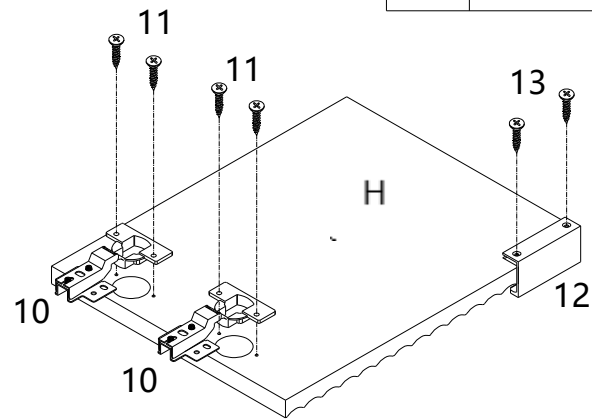
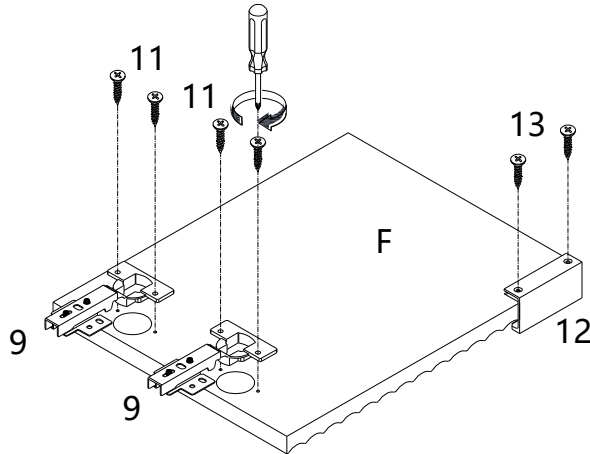


Assembly | Asambllea | Assemblage

6

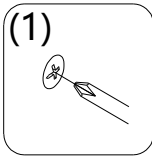


9		×4
10		×4
11		×16
12		×4
13		×8



Assembly | Asamblea | Assemblage

7

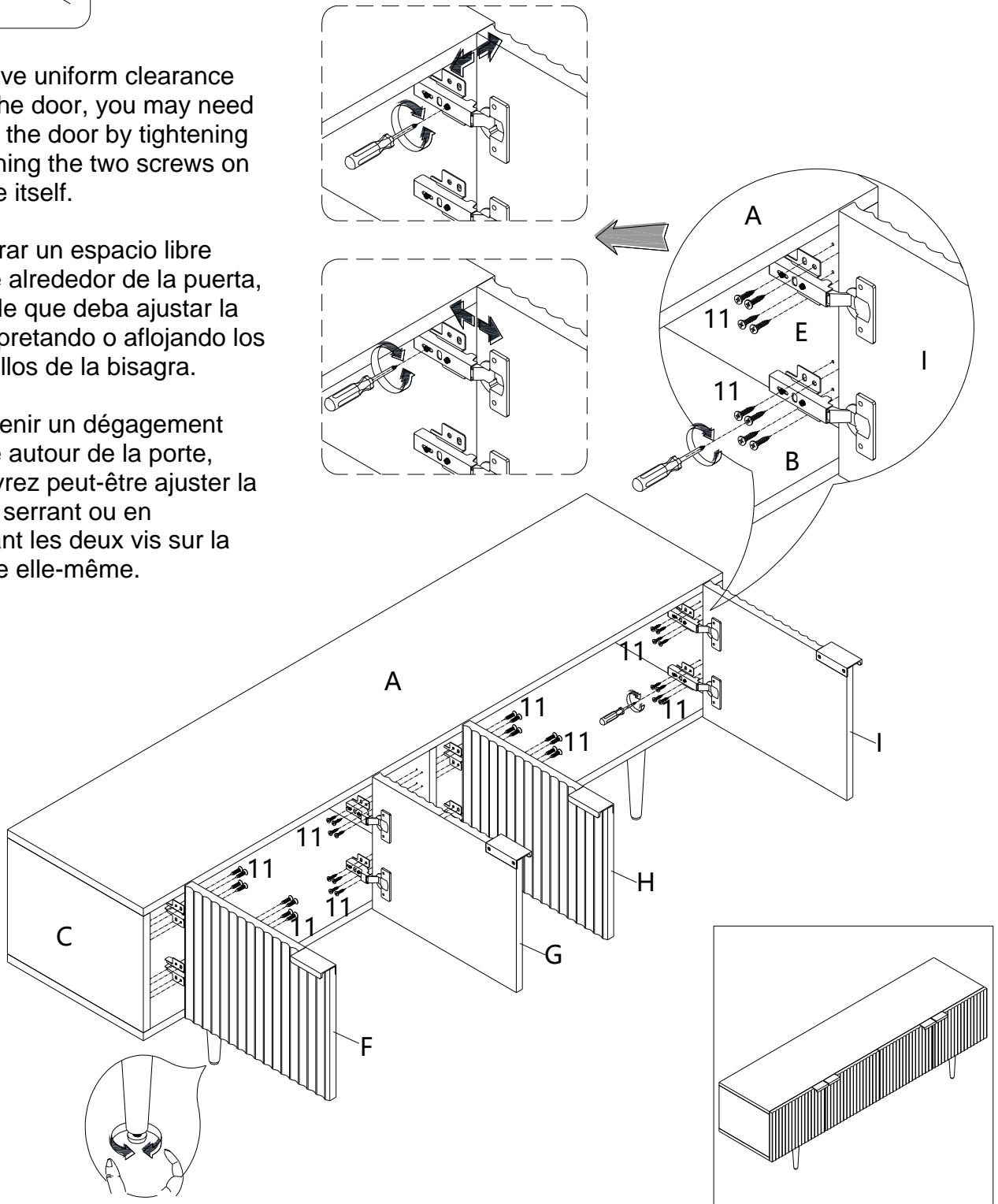


11		x32
----	---	-----

To achieve uniform clearance around the door, you may need to adjust the door by tightening or loosening the two screws on the hinge itself.

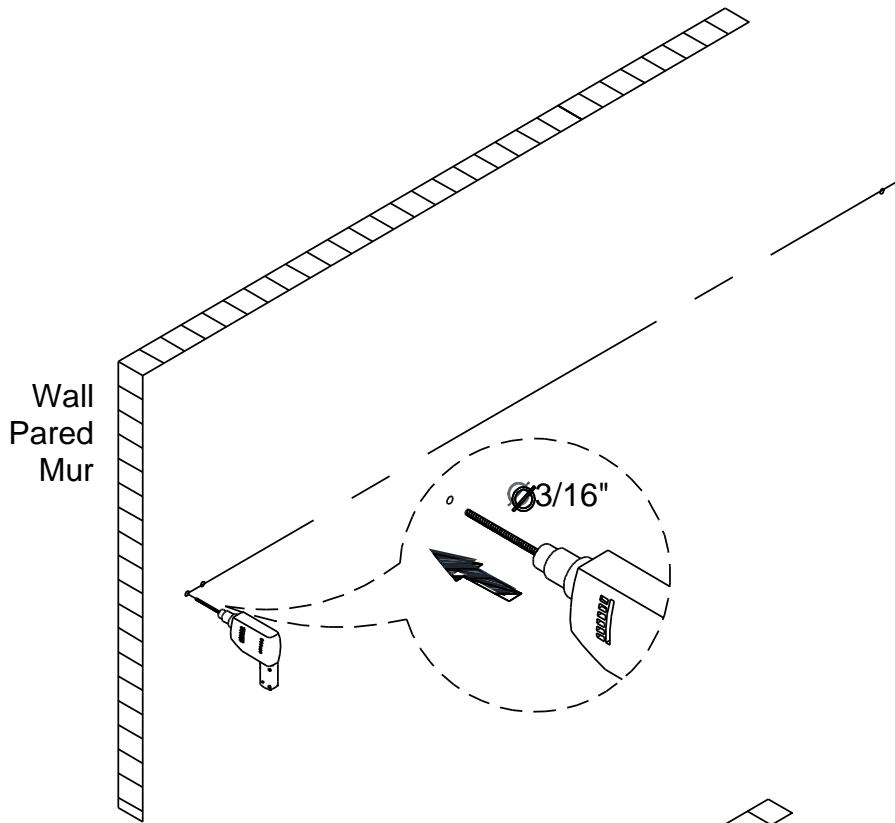
Para lograr un espacio libre uniforme alrededor de la puerta, es posible que deba ajustar la puerta apretando o aflojando los dos tornillos de la bisagra.


Pour obtenir un dégagement uniforme autour de la porte, vous devrez peut-être ajuster la porte en serrant ou en desserrant les deux vis sur la charnière elle-même.



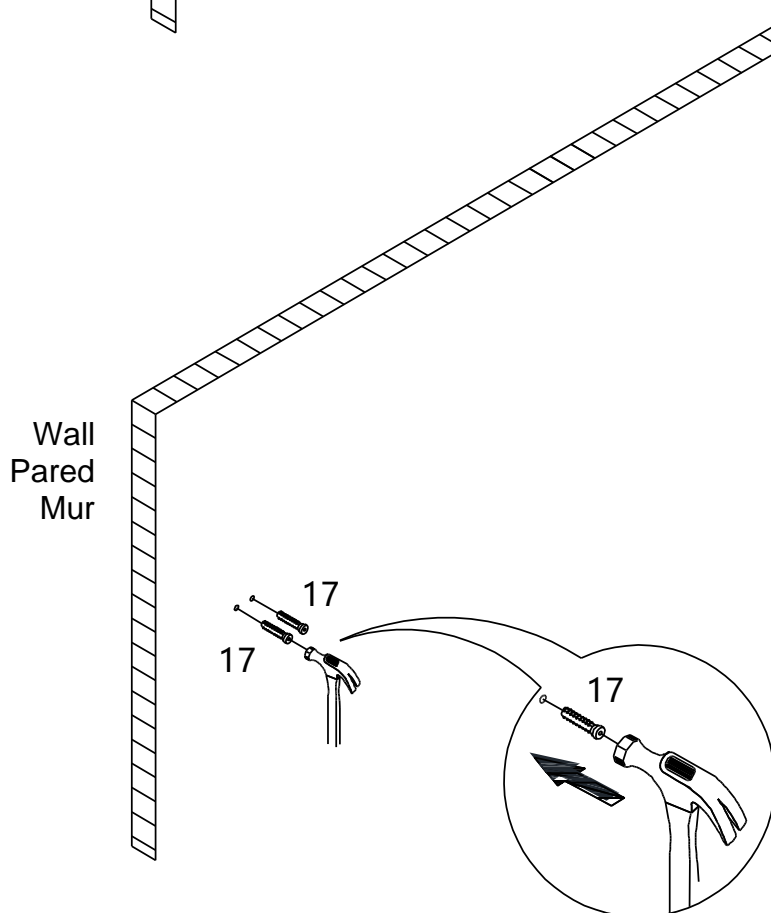
Assembly | Asambla | Assemblage

8



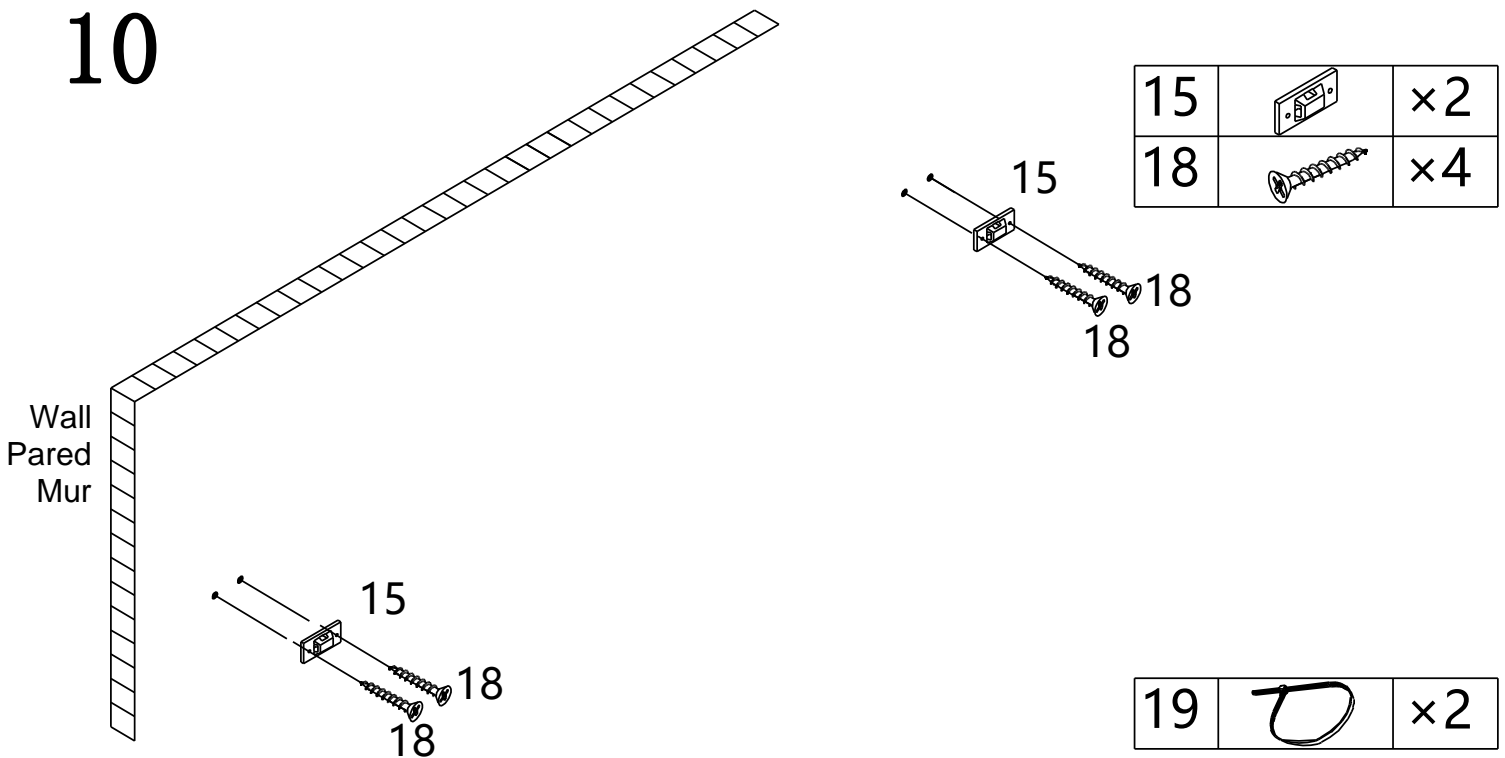
17		×4
----	---	----

9

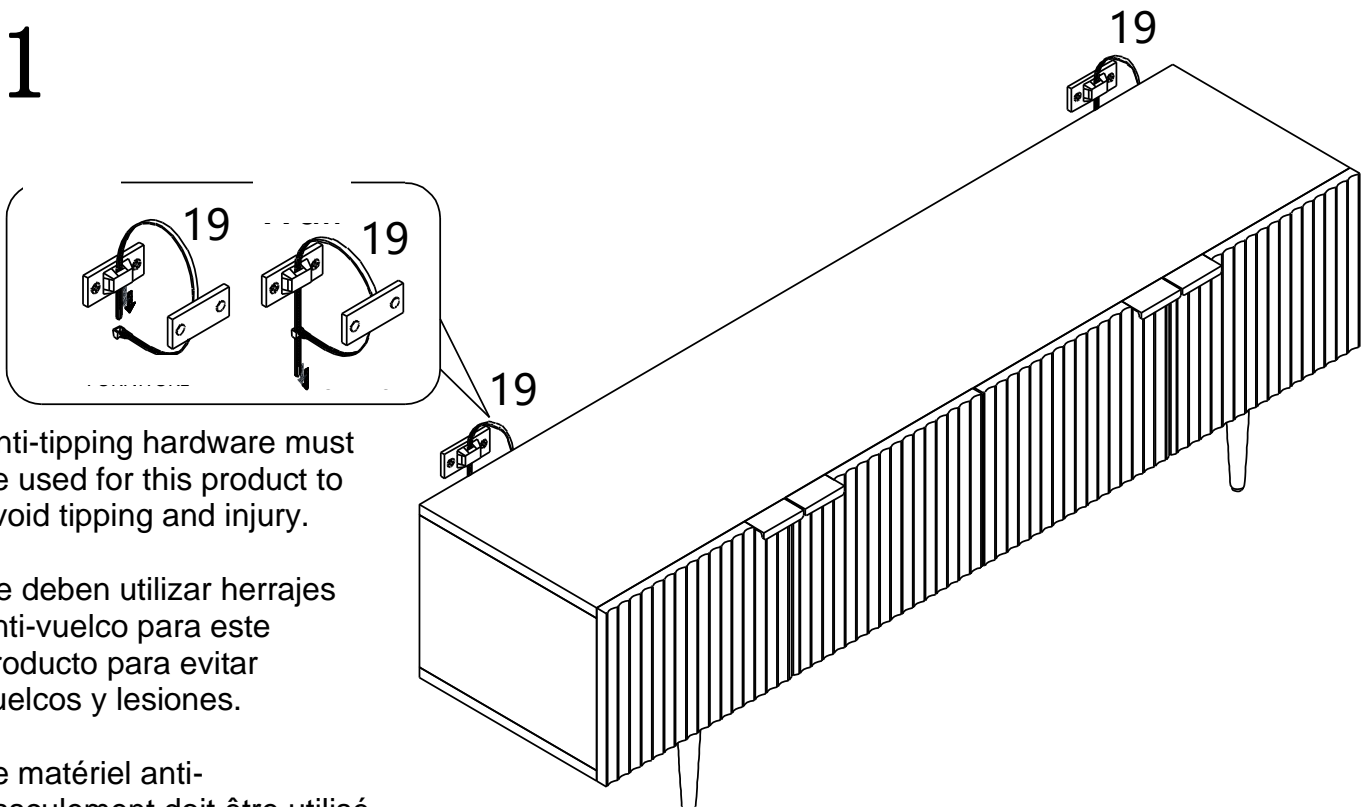


Assembly | Asamblea | Assemblage

10



11



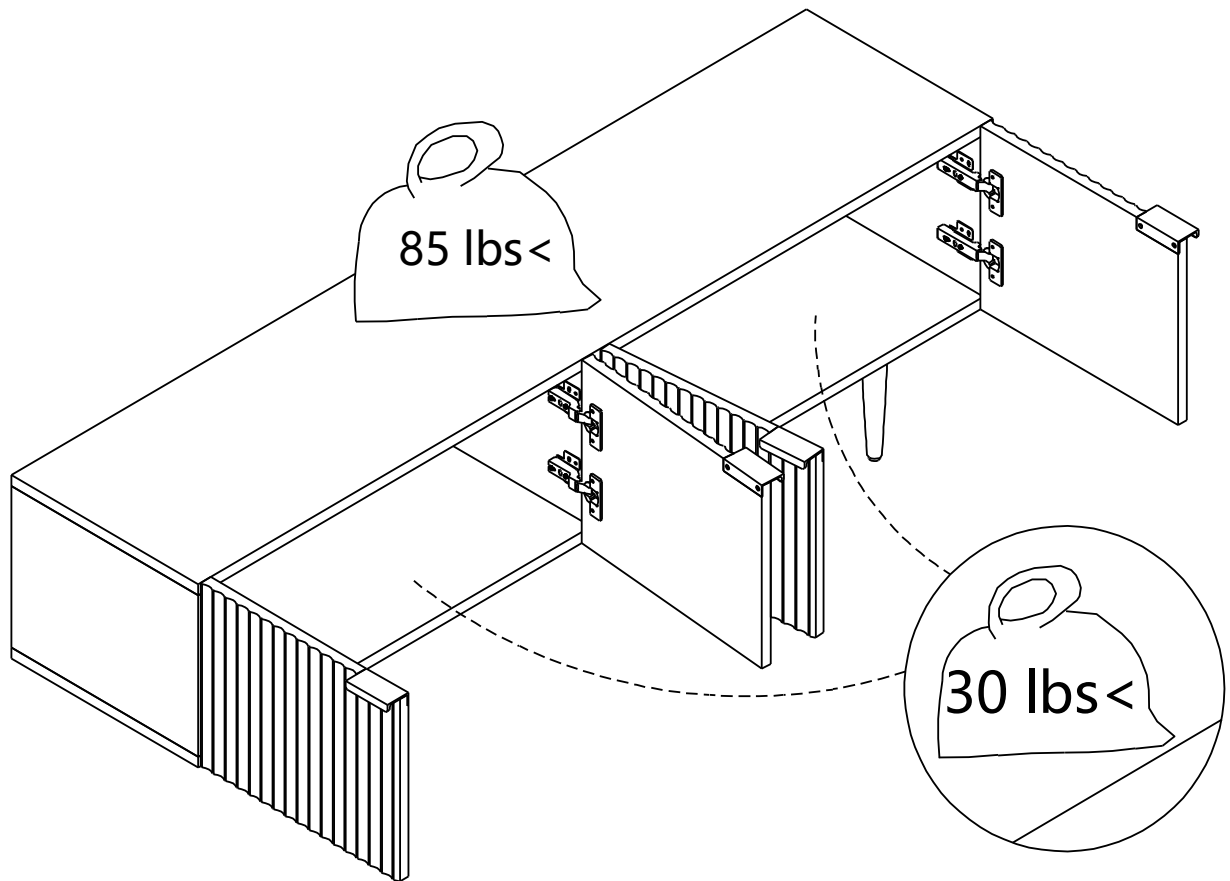
Anti-tipping hardware must be used for this product to avoid tipping and injury.

Se deben utilizar herrajes anti-vuelco para este producto para evitar vuelcos y lesiones.

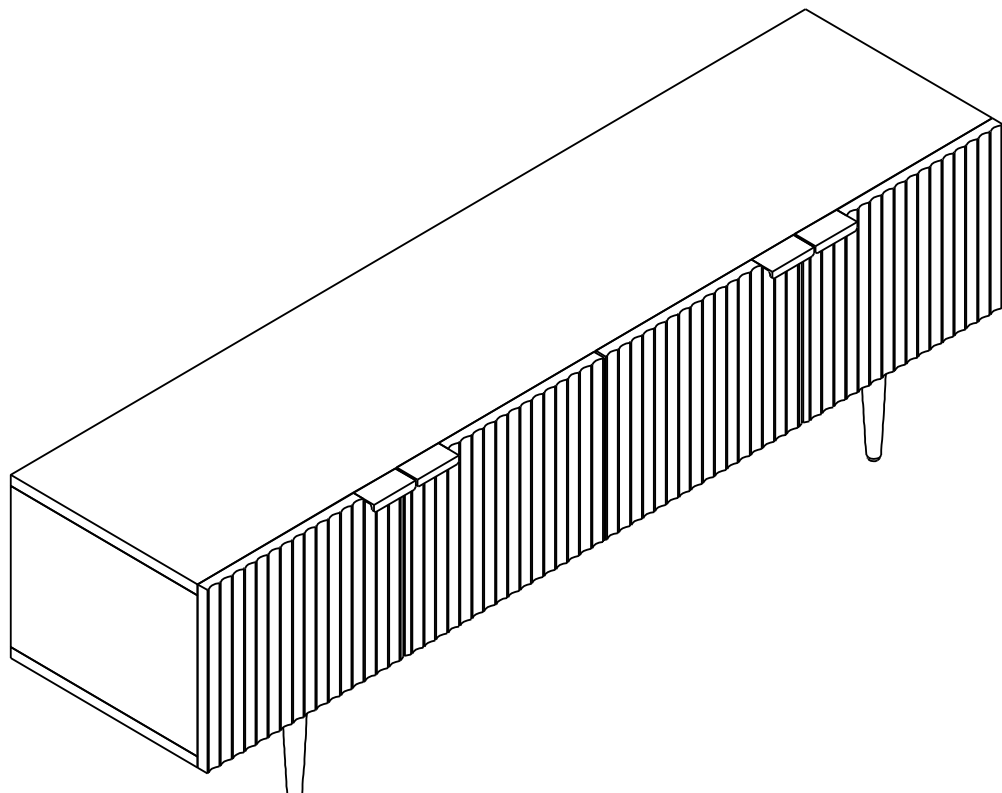
Le matériel anti-basculement doit être utilisé pour ce produit afin d'éviter le basculement et les blessures.

Assembly | Asambla | Assemblage

12



13



Assembly | Asamblea | Assemblage

Immediately examine this product carefully. Any request for missing or damaged part replacement must be received within 90 days of your receipt of the product. Requests for replacement parts, if available, will be honored within this time frame. Parts will not be available for items arriving fully assembled. We do not recommend modifying products and we are not responsible for any damages due to product modifications. If damages or missing parts are not reported within 90 days of receiving the product, we are under no obligation to provide parts or replacement merchandise. Please ask for a customer service representative for issues involving damages or replacement parts. Please ask for a technical assistance representative for any issues related to product assembly/ construction. Regarding product returns, please contact the retailer from whom you purchased the product.

Please note, for items purchased in a retail store, you will need to contact the retailer for all part needs.

Products purchased at garage sales or discount stores are sold as-is and are not covered by the above warranty

Inmediatamente examine este producto con cuidado. Cualquier solicitud de reemplazo de piezas faltantes o dañadas debe recibirse dentro de los 90 días posteriores a la recepción del producto. Las solicitudes de repuestos, si están disponibles, serán atendidas dentro de este marco de tiempo. Las piezas no estarán disponibles para los artículos que lleguen completamente ensamblados. No recomendamos modificar los productos y no nos hacemos responsables de los daños debidos a las modificaciones del producto. Si no se informan daños o piezas faltantes dentro de los 90 días de haber recibido el producto, no estamos obligados a proporcionar piezas o productos de reemplazo. Solicite a un representante de servicio al cliente si tiene problemas con daños o piezas de repuesto. Solicite un representante de asistencia técnica para cualquier problema relacionado con el montaje / construcción del producto. Con respecto a las devoluciones de productos, comuníquese con el vendedor al que le compró el producto.

Tenga en cuenta que, para los artículos comprados en una tienda minorista, deberá comunicarse con el minorista para todas las necesidades de piezas.

Los productos comprados en las ventas de garaje o tiendas de descuento se venden tal como están y no están cubiertos por la garantía anterior.

Immédiatement examiner ce produit soigneusement. Toute demande de remplacement de pièce manquante ou endommagée doit être reçue dans les 90 jours suivant la réception de votre produit. Les demandes de pièces de rechange, si elles sont disponibles, seront honorées dans ce délai. Les pièces ne seront pas disponibles pour les articles arrivant complètement assemblés. Nous ne recommandons pas de modifier les produits et nous ne sommes pas responsables des dommages causés par des modifications du produit. Si les dommages ou les pièces manquantes ne sont pas signalés dans les 90 jours suivant la réception du produit, nous ne sommes pas tenus de fournir des pièces ou des produits de remplacement. S'il vous plaît demander à un représentant du service clientèle pour les problèmes impliquant des dommages ou des pièces de rechange. Veuillez demander à un représentant de l'assistance technique de résoudre tout problème lié à l'assemblage / la construction du produit. En ce qui concerne les retours de produits, veuillez contacter le détaillant chez qui vous avez acheté le produit.

Veillez noter que pour les articles achetés dans un magasin de détail, vous devrez contacter le détaillant pour tous les besoins en pièces.

Les produits achetés dans les vide-greniers ou les magasins à prix réduits sont vendus tels quels et ne sont pas couverts par la garantie ci-dessus.