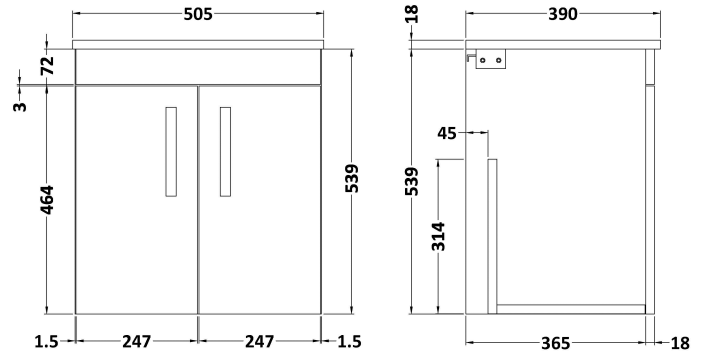


# CUSTOMER DATA SHEET

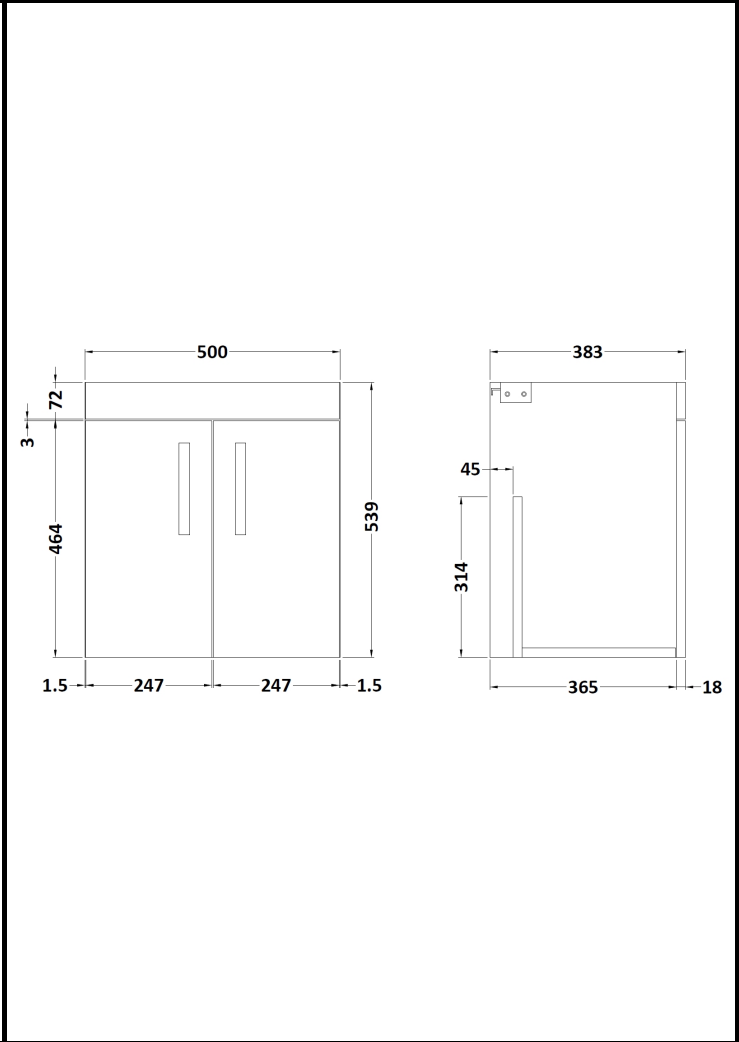
DESCRIPTION:

500 Wall Hung 2-Door & Worktop



# CUSTOMER DATA SHEET - FURNITURE

**DESCRIPTION:** 500 Wall Hung 2-Door Basin Unit



PRODUCT DIMENSIONS			
Height (mm)	Width (mm)	Depth (mm)	Nett Wgt Kg
540	500	383	10

PACKAGING DIMENSIONS			
Height (mm)	Width (mm)	Depth (mm)	Gross Wgt Kg
405	520	560	10

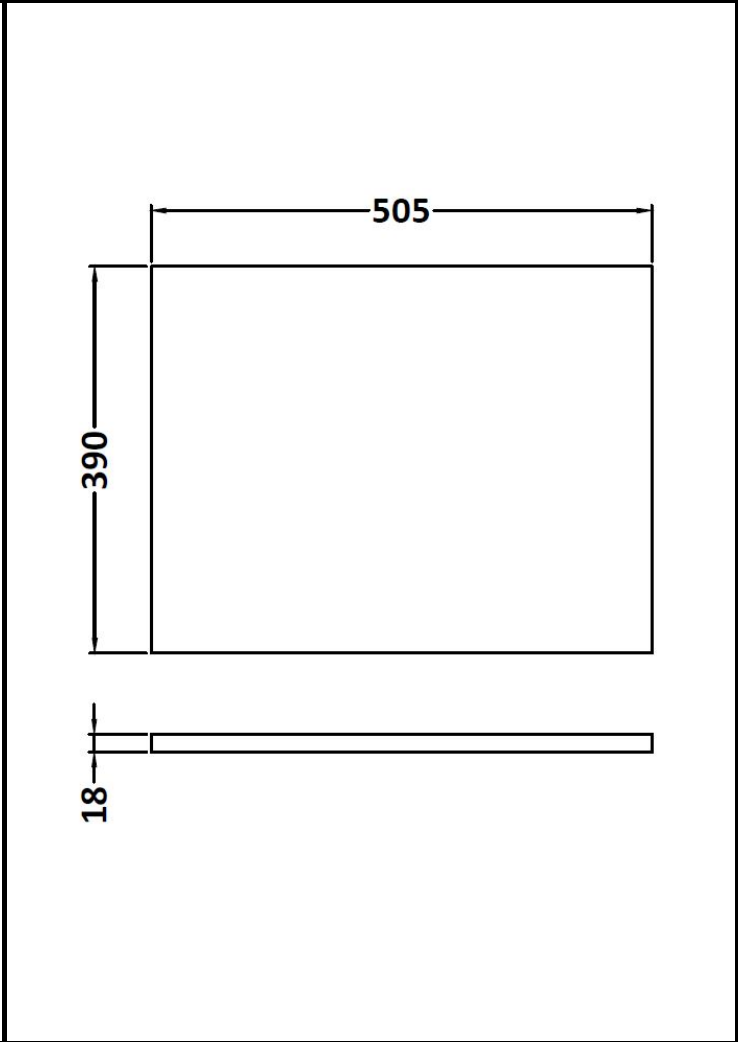

PACKAGING DATA			
Box Colour	Brown Cardboard Box		
Box Qty	1	Label Colour	White Label
Label Size	100 x 50	Label Qty	2

OUTER BOX DIMENSIONS (If Applicable)			
Height (mm)	Width (mm)	Depth (mm)	Gross Wgt Kg

PRODUCT DETAILS				
Country of Origin	United Kingdom			
Fitting Instruction	No			
Constr' Method	Cam & Wood Dowel			
Cabinet Finish	MFC Textured Woodgrain			
Cab Thickness (mm)	18			
Drawer Included	No			
No of Shelves	0			
Hinge Inc'	Yes, Supplied			
Fixings Inc'	Yes			
Handle Inc'	Yes, Supplied			
Handle Type	Strap			
Certification	FSC	Yes	CE	N/A
Colour	Natural Oak			
Constr' Type	Rigid			
Fascia Finish	MFC Textured Woodgrain			
Fas Thickness (mm)	18			
Drawer Type	Not Applicable			
Hinge Type	95 Degree Clip-On Soft Close			
Adjustable Legs	No, Not Required			
Handle Style	Contemporary			
Waste Shroud	No			

# CUSTOMER DATA SHEET - FURNITURE

**DESCRIPTION:** 500 Worktop (505X390x18mm)



PRODUCT DIMENSIONS			
Height (mm)	Width (mm)	Depth (mm)	Nett Wgt Kg
18	505	390	2

PACKAGING DIMENSIONS			
Height (mm)	Width (mm)	Depth (mm)	Gross Wgt Kg
25	525	410	2

PACKAGING DATA			
Box Colour	Brown Cardboard Box		
Box Qty	1	Label Colour	White Label
Label Size	50 x 100	Label Qty	2

OUTER BOX DIMENSIONS (If Applicable)			
Height (mm)	Width (mm)	Depth (mm)	Gross Wgt Kg

PRODUCT DETAILS					
Country of Origin	United Kingdom		Certification	FSC	CE
Fitting Instruction	No		Colour	Natural Oak	
Constr' Method	Not Applicable		Constr' Type	Not Applicable	
Cabinet Finish	Not Applicable		Fascia Finish	MFC Textured Woodgrain	
Cab Thickness (mm)			Fas Thickness (mm)	18	
Drawer Included	Not Applicable		Drawer Type	Not Applicable	
No of Shelves	Not Applicable		Hinge Type	Not Applicable	
Hinge Inc'	Not Applicable		Adjustable Legs	Not Applicable	
Fixings Inc'	Yes		Handle Style	Not Applicable	
Handle Inc'	Not Applicable		Waste Shroud	Not Applicable	
Handle Type	Not Applicable				