



**INSTRUCTIONS D'ASSEMBLAGE
ASSEMBLY INSTRUCTIONS**

**TABLE A MANGER -
36"X 60" / TAUPE FONCE / METAL NOIR**

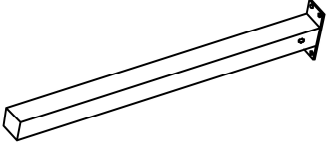
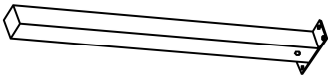


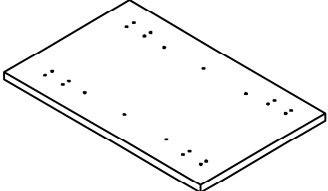
**DINING TABLE -
36"X 60" / DARK TAUPE / BLACK METAL**



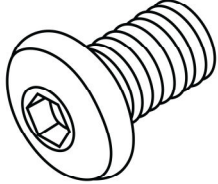


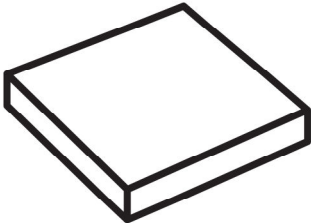
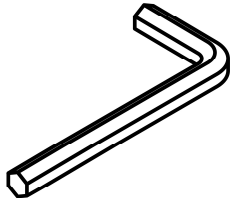
**POUR DE L'ASSISTANCE OU POUR COMMANDER
DES PIÈCES CONTACTEZ NOTRE DÉPARTEMENT
DE SERVICE À LA CLIENTÈLE.**

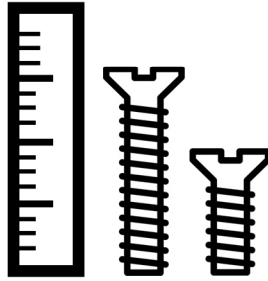
**FOR ASSISTANCE OR TO ORDER PARTS
CONTACT OUR CUSTOMER SERVICE DEPARTMENT**

LISTE DES PIÈCES
PARTS LIST

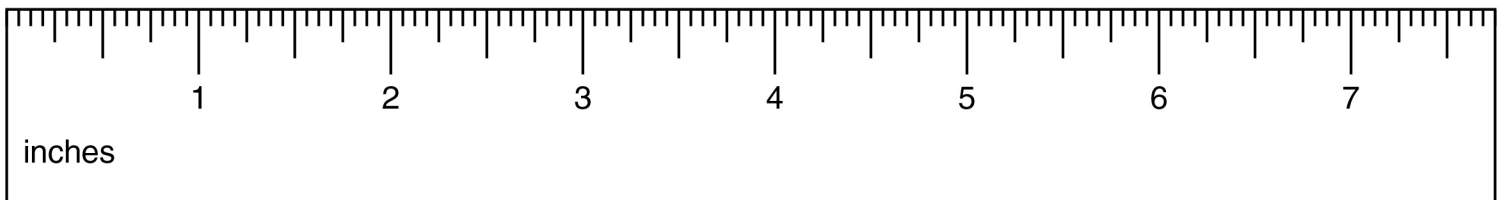
PIÈCE / PART #	IMAGE	DESCRIPTION	QTY / QTÉ
1		LEG PATTE	2
2		LEG PATTE	2
3		CROSSBAR BARRE TRANSVERSALE	2
4		CROSSBAR BARRE TRANSVERSALE	2
5		TABLE TOP SURFACE DE TABLE	1

LISTE DES PIÈCES DE MONTAGE
HARDWARE LIST

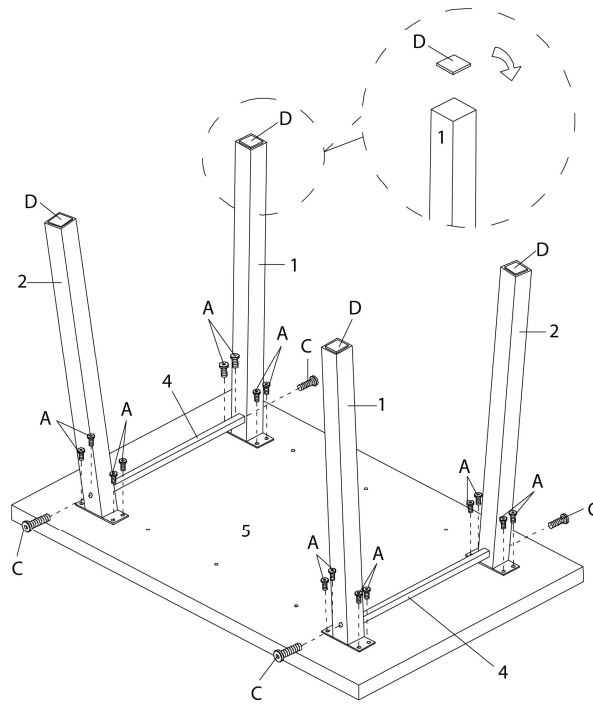
PIÈCE / PART #	IMAGE	DESCRIPTION	QTY / QTÉ
A		ASSEMBLING BOLT - 1/4" X 5/8" BOULON D'ASSEMBLAGE - 1/4" X 5/8"	16
B		ASSEMBLING BOLT - 1/4" X 1 1/8" BOULON D'ASSEMBLAGE - 1/4" X 1 1/8"	6
C		ASSEMBLING BOLT - 1/4" X 3" BOULON D'ASSEMBLAGE - 1/4" X 3"	4
D		FLOOR PROTECTOR PROTECTEUR DE PLANCHER	4
E		HEX KEY CLÉ HEXAGONALE	1



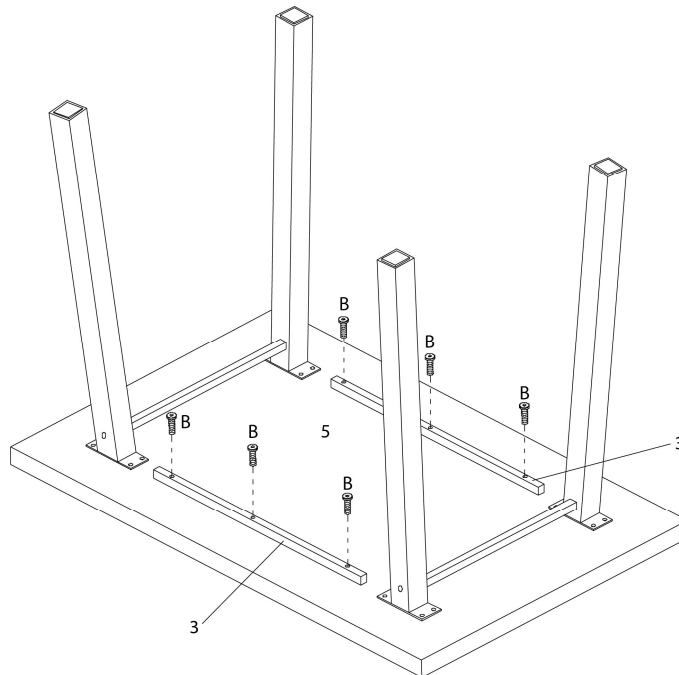
**OUTIL DE VÉRIFICATION DE DIMENSIONS DES PIÈCES
HARDWARE DIMENSIONS VERIFICATION TOOL**



ÉTAPE / STEP 1



ÉTAPE / STEP 2



ÉTAPE / STEP 3

