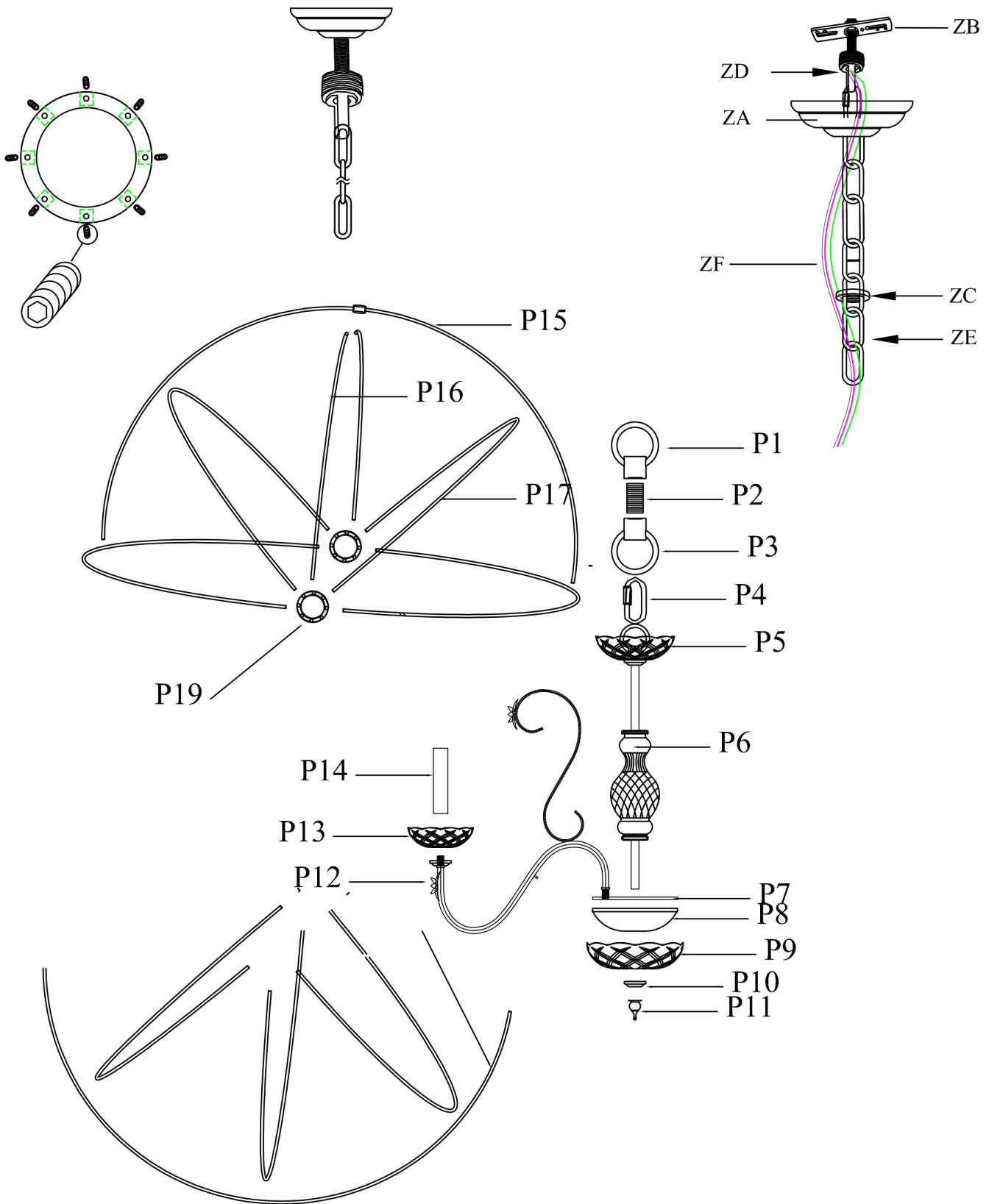
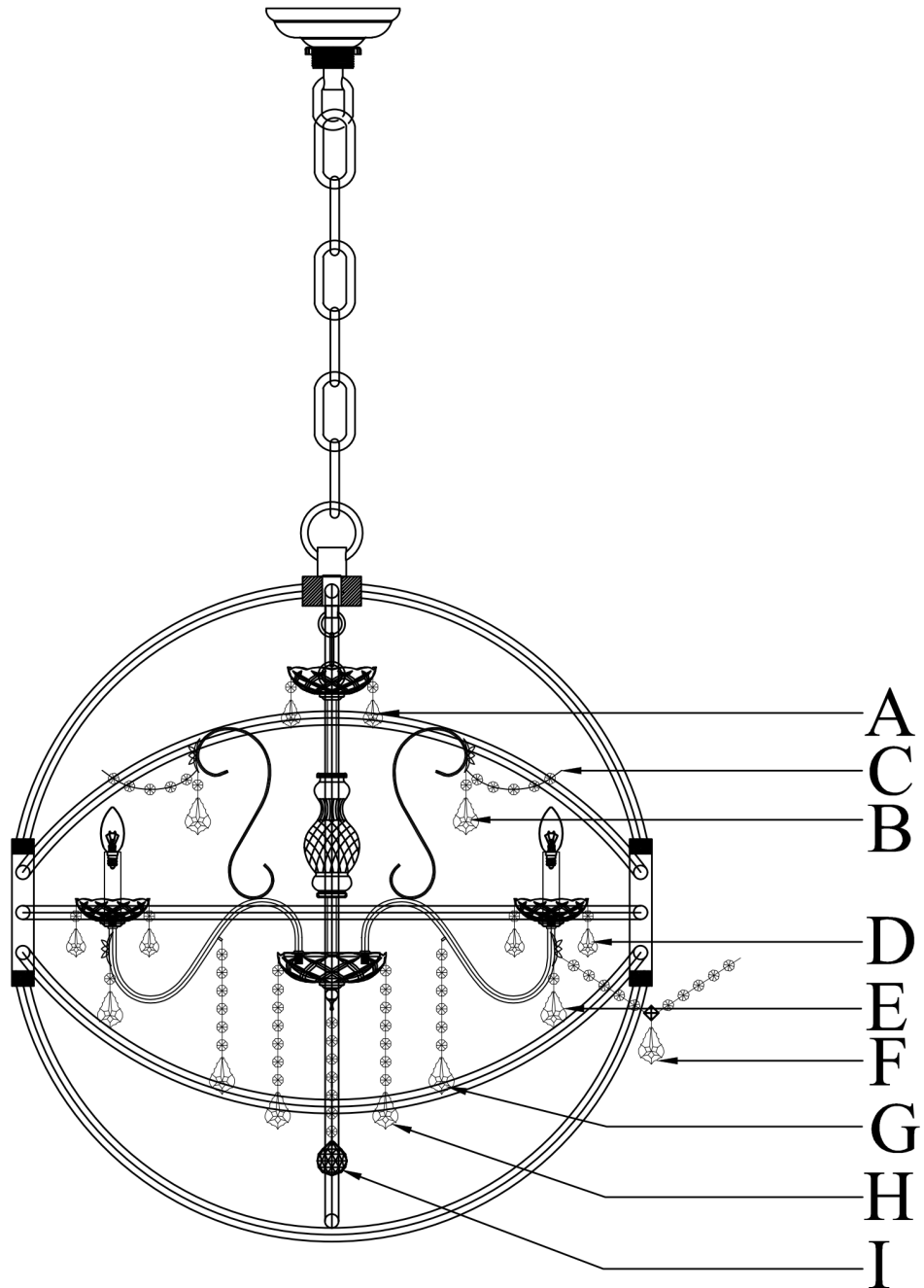






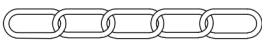



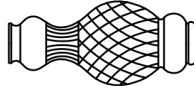
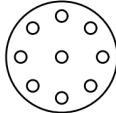




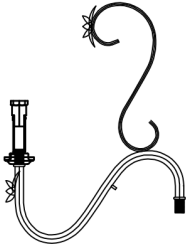
Frame Parts List





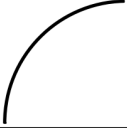






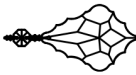




Crystal Parts List



LD8801D32GB D32"H34.5"L8

Parts Number	Picture	Description	Qty	Diagram Number
CP10R03BK		ø5.1" Canopy	1	ZA
		4.1" Crossbar	1	ZB
		Canopy ring	1	ZC
		Ø0.5"*2.6"nipple +loop	1	ZD
Chain04PBK		L59" Chain04P Plain Design	1	ZE
Cord-138-18#-BK		Power Cord 138"/SPT-1-18#	1	ZF
P-LD8801D32GB-1		Cover	1	P04
		Ø4.7" Glass dish	1	P05
		Glass column	1	P06
		Ø5.1" Around metal plate	1	P07
		Receiver bowl	1	P08
		ø5.9" Glass dish	1	P09
		Small plate	1	P10
		Bottom lock	1	P11
		Metal S-shape Arm	8	P12

P-LD8801D32GB-2		Ø1.6"Crystal eyelet	1	P01
		Ø0.4"*L1.6"nipple	1	P02
		Ø1.6"Crystal eyelet	1	P03
		Ø0.4"*L21.5"Arm-2pcs +Ø1.6"Lamp body	1	P15
		Ø0.4"*L22"Arm	2	P16
		Ø0.4"*L45.3"Arm	7	P17
		Ø0.4"*L54.9"+ Ø0.3"*0.8"*2Arm	1	P18
		Ø3.9"*H0.6" Lamp body	2	P19
GD1003CL		Ø 3.9" Glass dish	8	P13
MT-E12-105GB		L4.1" Metal tube	8	P14
CR-LD8801D32GB-RC-CL-A		1050-14#+911-2"	5	A
CR-LD8801D32GB-RC-CL-B		1050-14#+911-2.5"	8	B
CR-LD8801D32GB-RC-CL-C		1050-14#*5	8	C
CR-LD8801D32GB-RC-CL-D		1050-14#+911-2"	40	D

