

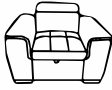
Assembly Instruction

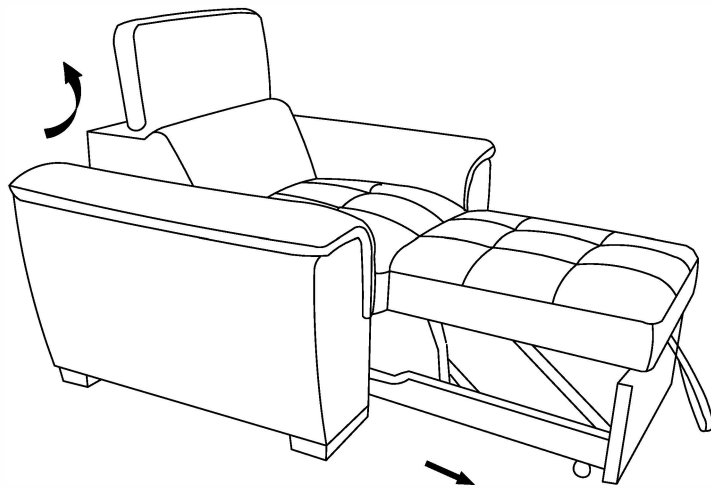
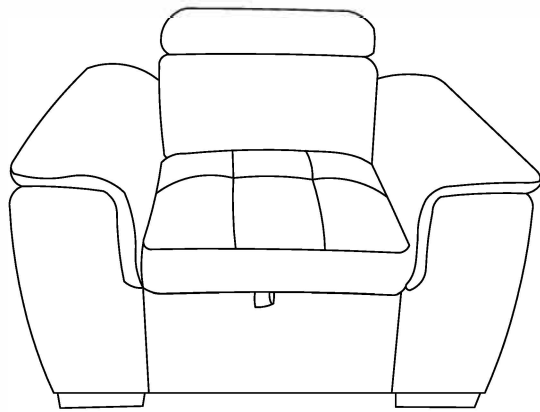
CHAIR W/ADJUSTABLE HEADREST AND PULL-OUT OTTOMAN



Note: Do not use power tools for assembly. Power tools increase the risk of over tightening which lead to splitting or cracking the wood.

Component list .

No	Drawing	Qty	DESCRIPTION
A		1	CHAIR



100% Polyester for Care Instruction:

In order to maintain the original appearance of your furniture , please follow below simple care procedures:

- Avoid exposing furniture directly to sunlight or heating and air conditioning outlets. Sunlight and/or exposure to heating and air conditioning outlets will fade/damage .
- Vacuum or wipe with a soft cloth to remove dust.



For items use on wooden floor, hard surfaces or carpets, it is recommended to Install protective pads under all legs and supports to avoid/prevent from damages/scratches and discoloration.