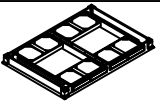

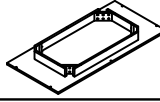








# ASSEMBLY INSTRUCTIONS

## GT COUNTER HEIGHT TABLE

Thank you for purchasing this quality product. Be sure to check all packing material carefully for small parts, which may have come loose inside the carton during shipment. Identify and count all parts and compare with the HARDWARE LIST below.

NO.	PARTS LIST		Q'TY
A		TABLE TOP	1
B		LEG	4
C		CONNECTING PANEL	1
D		Shelf PANEL	2

NO.	HARDWARE LIST		Q'TY
1		L57*4MM Allen wrench	1
2		Ø5/16" x 65MM Bolt	16
3		Ø5/16" x 40MM Bolt	6
4		Ø5/16"*13*1.2 Spring washer	22
5		Ø5/16"*22*1.8 Flat washer	22

