


ASSEMBLY INSTRUCTIONS

EEI-6062-BLK-BASE

V1.12.19.21



Questions? Contact us!

609.256.9000 • cs@modway.com
www.modway.com

*modway

Let's get started!

*modway



Read through all of the instructions before starting



Care instructions are listed in the last step of this manual



Approx. 30 minutes assembly time



Make sure you have all parts and components before discarding any packing materials



2 people recommended for assembly

Only use hand tools to assemble this item. Do not use power tools. Do not tighten bolts or screws completely until all hardware is lined up and inserted into the holes.

Do not over-tighten screws and bolts to avoid stripping the hardware or cracking the item.

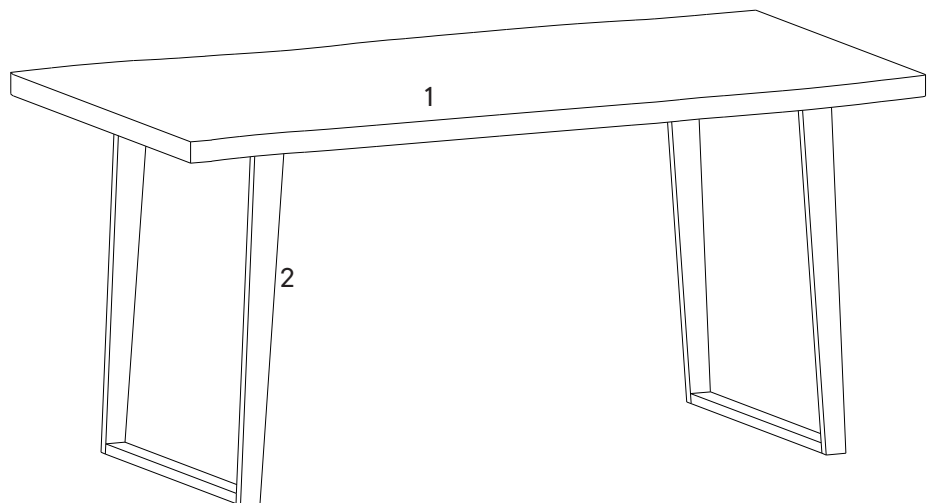
Assemble your item on a flat, carpeted area, with plenty of space to work. This will prevent damage and scratches to your floors or the item while you're assembling the product.

Keep all components and packaging out of reach of children or animals to avoid risk of choking or suffocation.

Furniture components:

1	Table Top	x1
---	-----------	----

2	Legs	x2
---	------	----



Provided hardware:

A		Bolt M8x20mm	x6
---	--	--------------	----

B		Flat Washer M8	x6
---	--	----------------	----

C		Allen Key	x1
---	--	-----------	----

Wait!

"Missing parts or hardware? Need assistance?"
Contact us before returning your item. We're here to help!
609.256.9000 • cs@modway.com

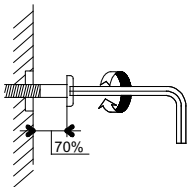
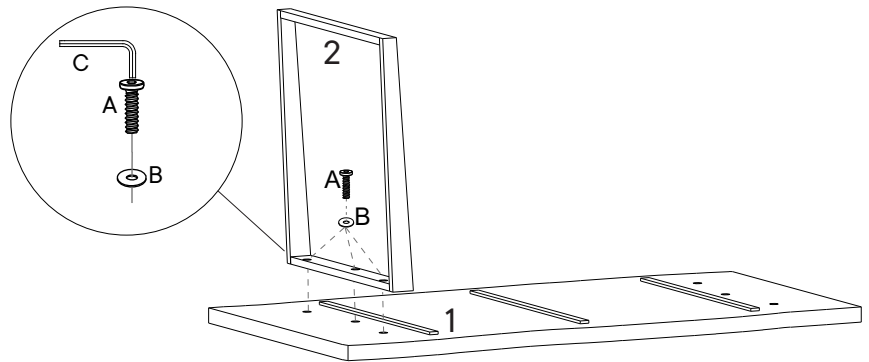
Step 1

HARDWARE

- A** Bolt M8x20mm x3
- B** Flat Washer M8 x3
- C** Allen Key x1

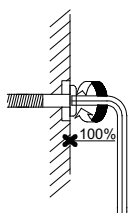
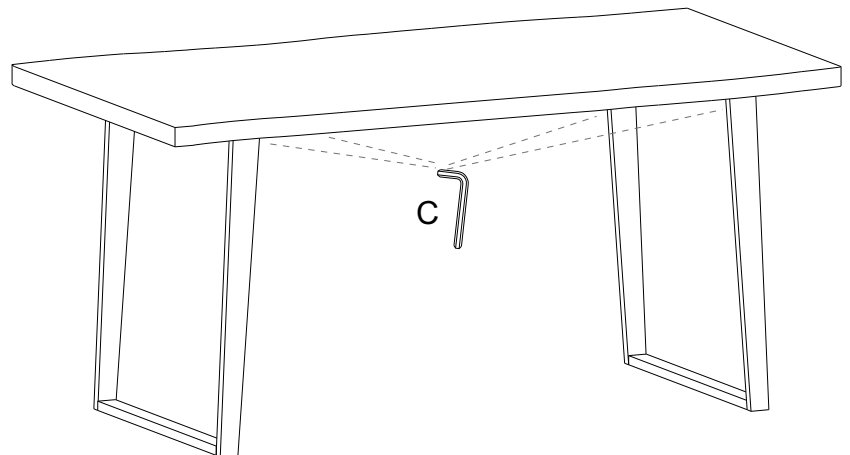
COMPONENTS

- 1** Table Top x1
- 2** Iron Legs x1



NOTE : Do not fully tighten the bolt

Step 2



NOTE: In case of uneven floor and the table is wobbling, it can be balanced using the adjustable levellers on bottom of the feet.

Great job!

Dining table assembly is complete.




CARING FOR YOUR ITEM

Indoor use only.

Not contract grade.

Spot clean using a non-abrasive cloth and a mild cleaner.

Never use harsh chemicals, as they could damage the finish or integrity of the item.



CONNECT WITH US!



Tag us @modway_furniture and #modway for a chance to be featured.