INSTRUCTION MANUAL
MANUAL DE INSTRUCCIONES
MANUEL D'INSTRUCTIONS

FK-CYV2CKB



EST 9:00AM--17:00PM
HJ-Customer-Service@outlook.com
6269443420 | 6267435564

9:00–17:00 h (EST)
HJ-Customer-Service@outlook.com
6269443420 | 6267435564

9h00--17h00 HNE
HJ-Customer-Service@outlook.com
6269443420 | 6267435564

EN:

To remove odor, air the chair outdoors in shade for 1-2 days.



ES:

Para eliminar el olor, airee la silla al aire libre, a la sombra, durante 1–2 días.



FR :

Pour éliminer les odeurs, aérez la chaise à l'extérieur à l'ombre pendant 1 à 2 jours.



Safety Information
Información de seguridad
Informations de Sécurité



Ⓐ ×1



Ⓑ ×4



EN: **IMPORTANT: This product is shipped in 1 box. Please make sure all parts are included before beginning assembly.**

ES: **IMPORTANTE: Este producto se envía en 1 caja. Asegúrese de que todas las piezas estén incluidas antes de comenzar el montaje.**

FR: **IMPORTANT : Ce produit est expédié dans 1 carton. Veuillez vous assurer que toutes les pièces sont incluses avant de commencer l'assemblage.**

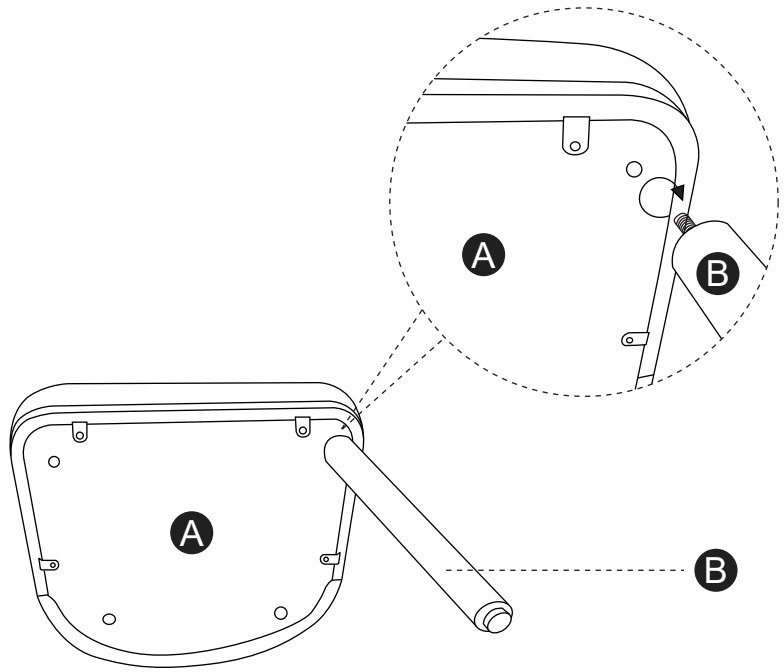

1

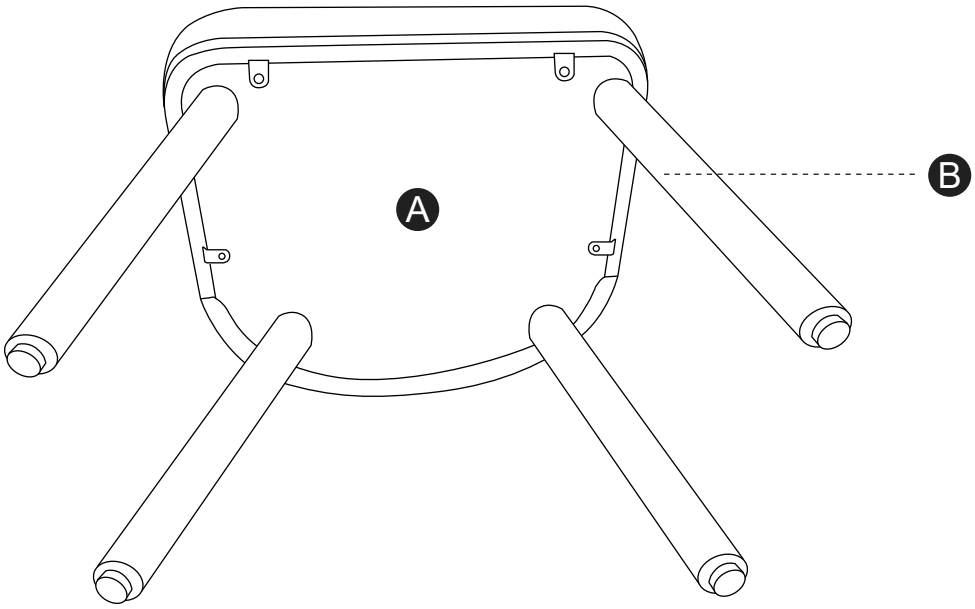

2

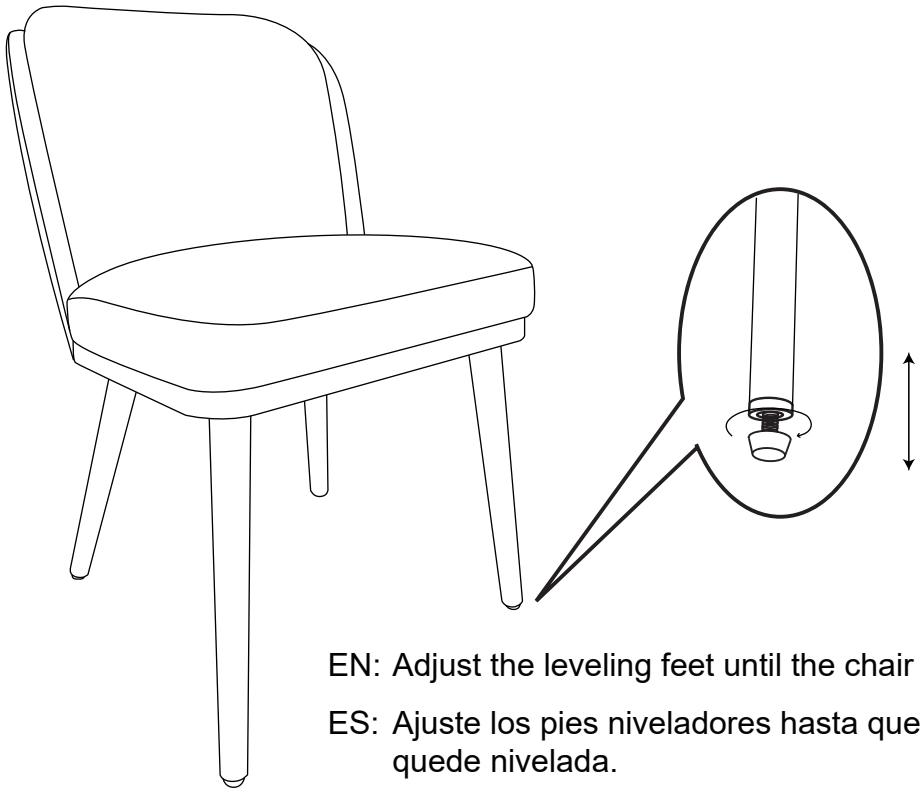

3

EN: Adjust the leveling feet until the chair is level.

ES: Ajuste los pies niveladores hasta que la silla quede nivelada.

FR: Ajustez les pieds de mise à niveau jusqu'à ce que la chaise soit de niveau.