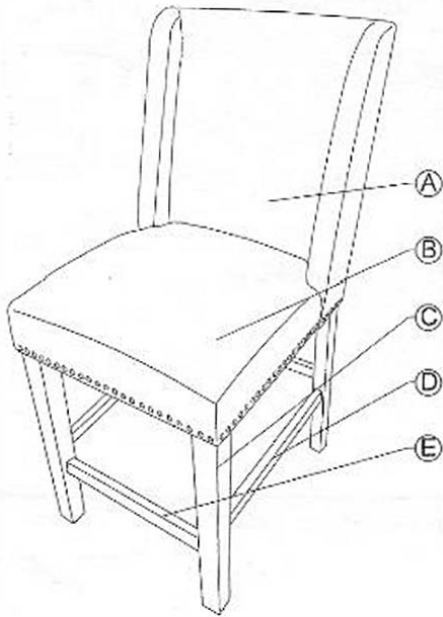


ASSEMBLY INSTRUCTION



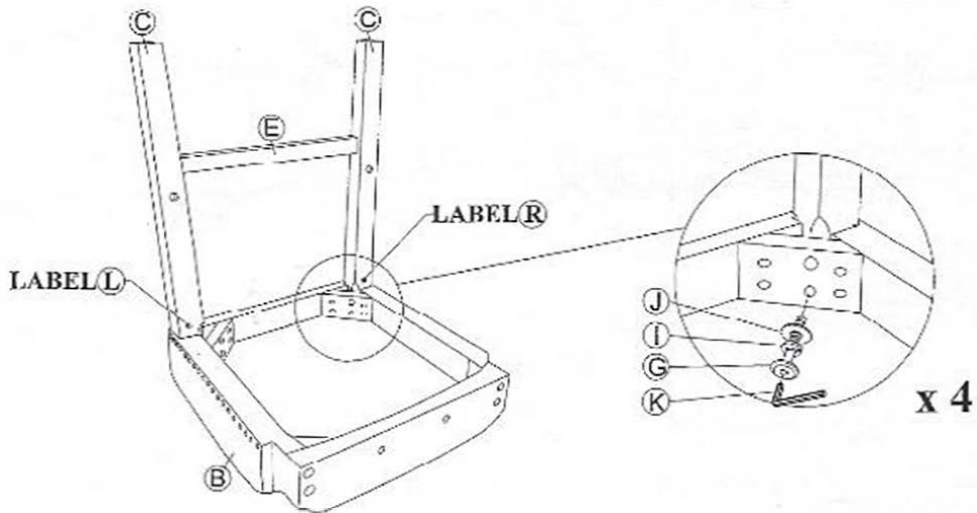
PARTS CHECK LIST

CODE	COMPONENTS	Q'TY
(A)	BACK REST	x01
(B)	SEAT FRAME	x01
(C)	FRONT LEG (L&R)	x02
(D)	SIDE STRETCHER (L&R)	x02
(E)	FRONT STRETCHER	x01

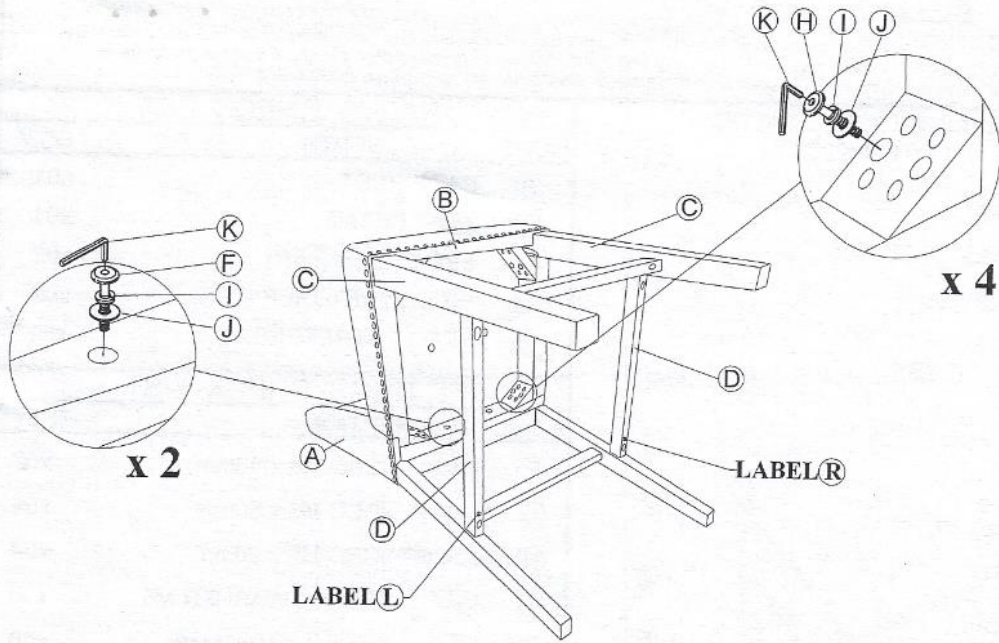
FITTINGS CHECK LIST

CODE	DESCRIPTION	Q'TY
(F)	JCBC M6 x 40mm	x02
(G)	JCBC M6 x 60mm	x04
(H)	JCBC M6 x 90mm	x04
(I)	SPRING WASHER M6	x10
(J)	FLAT WASHER M6	x10
(K)	ALLEN KEY M4	x01
(L)	PAN HEAD RATTAN SCREW M4 x 38mm	x06

1. Assemble front legs (C) and front stretcher (E) to the seat frame (B) with JCBC (G), spring washer (I) and flat washer (J). Do not tighten all the screws until fully set up.



2. Assemble seat frame (B) and side stretcher (D) to the back rest (A) with JCBC (F), JCBC (H), spring washer (I) and flat washer (J). Do not tighten all the screws until fully set up.



3. Assemble side stretcher (D) and front stretcher (E) to the seat frame (A) with pan head rattan screw (L). Please make sure all screws are tightened 100%.

