

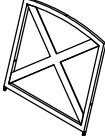
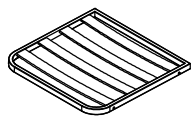




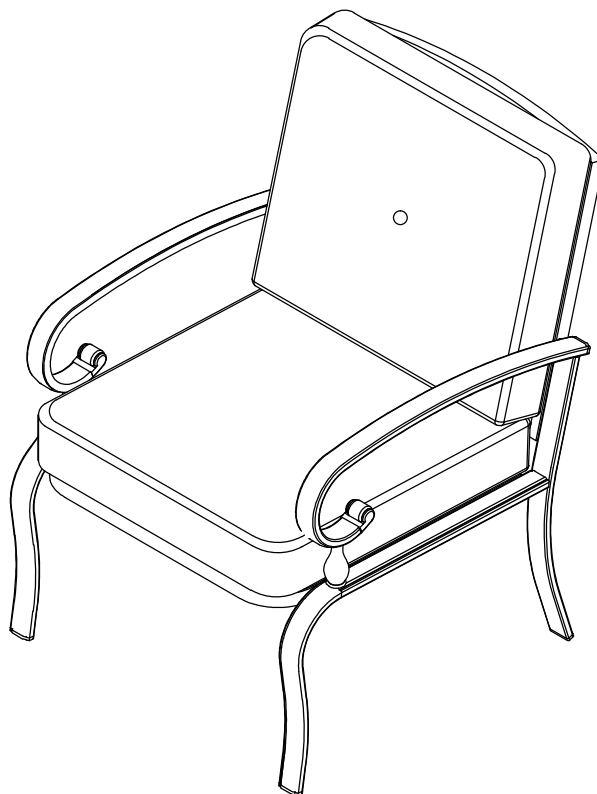


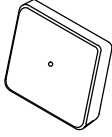
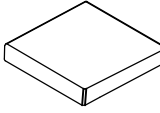
# F09B604 & F09B608 & F09B612

## 2-PIECE CUSHIONED CHAIRS

### DO THIS TWO TIMES

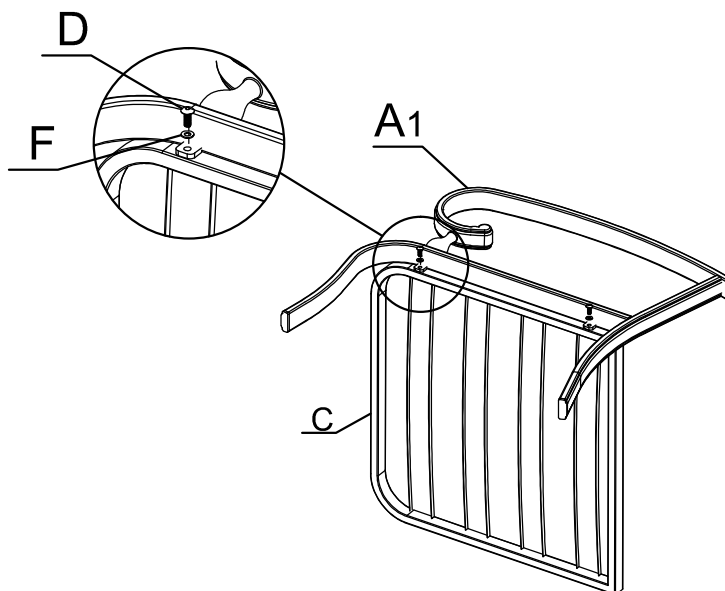
A1		Left Arm Rest	1PC
A2		Right Arm Rest	1PC
B		Seat Back	1PC
C		Seat Base	1PC
D		M6 x 18 Socket Head Cap Screw	6PCS
E		M6 x 40 Socket Head Cap Screw	2PCS
F		Washer	8PCS
G		Allen Key	1PC



H		Back Cushion	1PC
J		Seat Cushion	1PC

①

Attach left arm rest (A1) to seat base (C) using M6 x 18 socket head cap screw (D) and washer (F) as shown. Do this in two places.



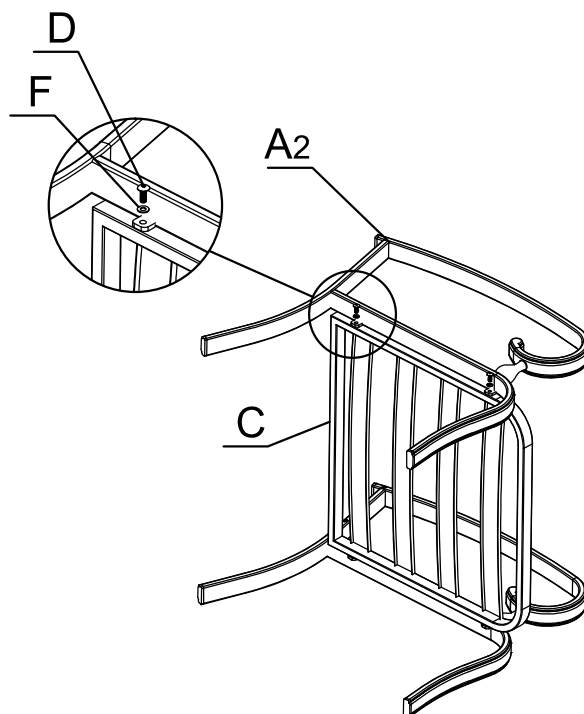
Loose attach all connections at the beginning, adjust alignments then fully tighten all joints

# F09B604 & F09B608 & F09B612

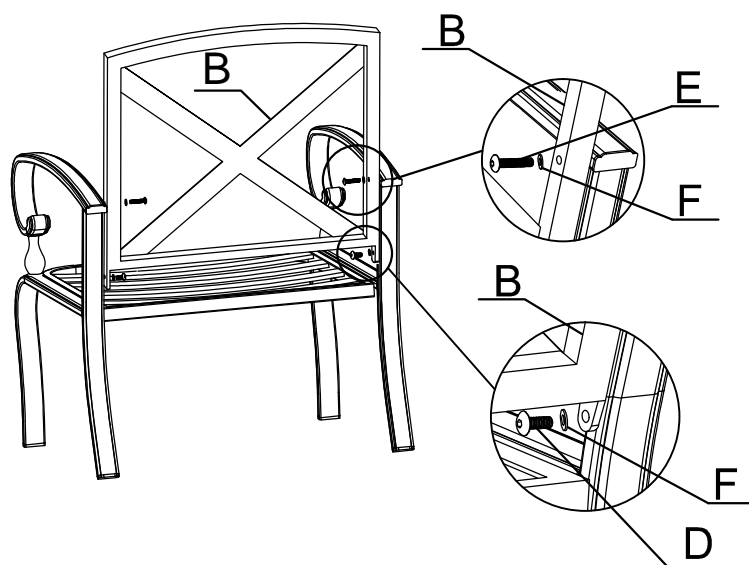
## 2-PIECE CUSHIONED CHAIRS

### DO THIS TWO TIMES

- ② Attach right arm rest (A2) to seat base (C) using M6 x 18 socket head cap screw (D) and washer (F) as shown. Do this in two places.



- ③ Attach seat back (B) to left and right arm rest (A1&A2) using M6 x 40 socket head cap screw (E) and washer (F) as shown. Do this in four places.



Loose attach all connections at the beginning, adjust alignments then fully tighten all joints