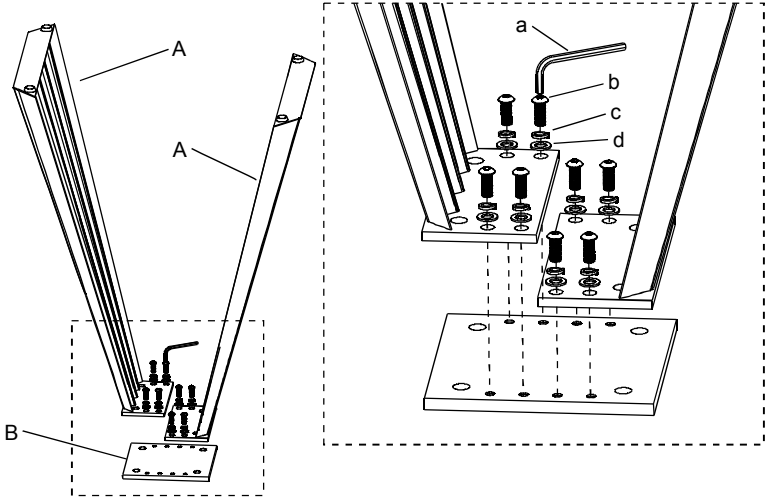


ASSEMBLY INSTRUCTION

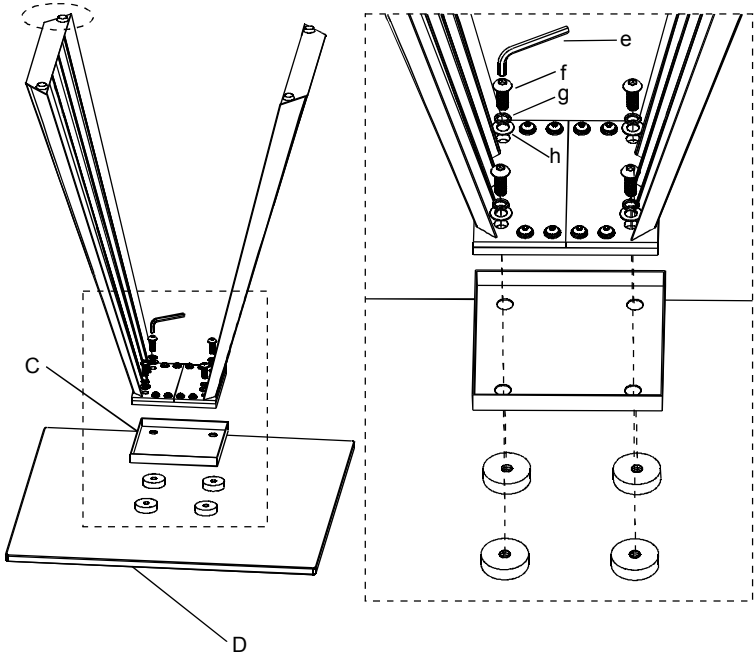
THANK YOU FOR PURCHASING THIS QUALITY PRODUCT.

BE SURE TO CHECK ALL PACKING MATERIAL CAREFULLY FOR SMALL PARTS

THAT MAY HAVE COME LOOSE INSIDE THE CARTON DURING TRANSIT.



Please adjust the glides if the product is not balanced well.

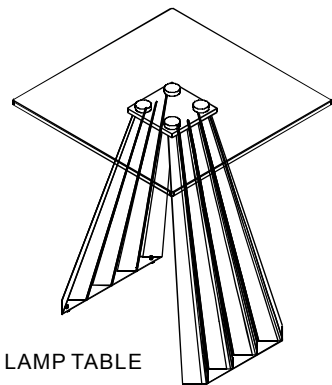


PART LIST

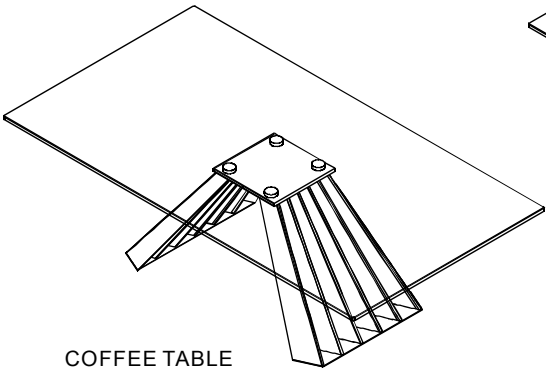
NO.	DESC	SKETCH	QTY
A	LEGS		2PCS
B	CONNECTOR		1PC
C	CAP		1PC
D	TOP		1PC

HARDWARE LIST

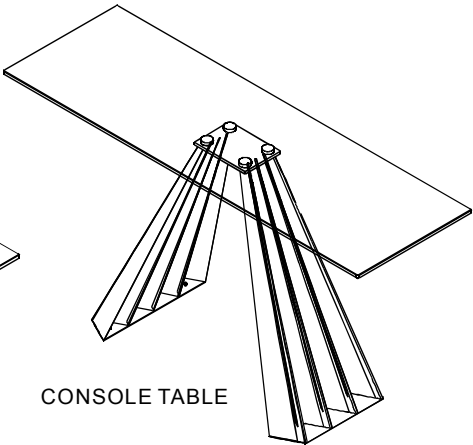
NO.	DESC	SIZE(MM)	SKETCH	QTY
a	SPANNER	4mm		1PC
b	SCREW	M6*15		8PCS
c	SPRING WASHER	$\Phi 10 * \Phi 7 * 1.5$		8PCS
d	FLAT WASHER	$\Phi 12 * \Phi 7 * 1mm$		8PCS
e	SPANNER	5mm		1PC
f	SCREW	M8*20		4PCS
g	SPRING WASHER	$\Phi 12 * \Phi 9 * 1.5$		4PCS
h	FLAT WASHER	$\Phi 16 * \Phi 9 * 1mm$		4PCS



LAMP TABLE



COFFEE TABLE



CONSOLE TABLE