

ASSEMBLY INSTRUCTIONS

Office Chair



HOPE YOU HAVE A PERFECT SHOPPING EXPERIENCE!

Our product is designed with excellence crafted from premium materials, and exhibits a unique sense of style. Every detail has been thoughtfully considered to bring both elegance and functionality to your space.

Whether in the office or at home, our product offers long-lasting performance and versatile use. We believe it will enhance your environment and make your daily tasks easier.

If you encounter any issues or have questions, please don't hesitate to contact our dedicated customer service team. We are always here to assist and ensure your satisfaction.



IMPORTANT SAFETY INSTRUCTIONS



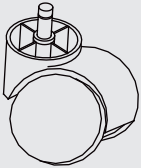
Read these instructions carefully and retain them for future use.

When using the product, basic safety precautions always be followed to reduce the risk of injury, including the following:

- This product must be assembled by an adult.
- Keep children and pets away while assembling the product.
- Remove all the packing materials and review all components before assembly.
- Do not over-tighten the fasteners.
- To avoid scratching the floor, assemble the product on a soft surface, such as a carpet.
- Do not use this product if any parts are missing, damaged, or worn.
- Always use the product on a firm, level ground.
- Do not let the children climb on or play with the product.
- Do not stand on the seat.
- Do not seat on the armrest.
- Keep all sharp objects away from the upholstery.
- Regularly examine the product for wear and tear. Stop using the product at the first sign of damage or if the parts detached.

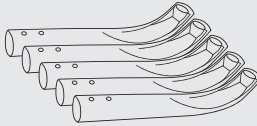
PARTS LIST

Wheel




5PCS

Base Leg



5PCS

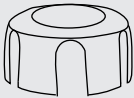
Central Base



Packed with Base Cover

1PC

Foot Base Cover



Packed with Central Base

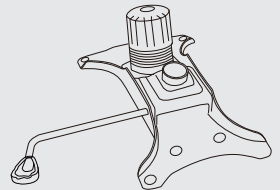
1PC

Gas Lift



1PC

Mechanism



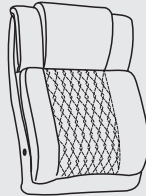
1PC

Seat



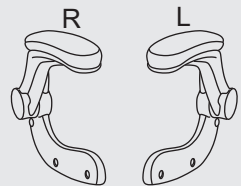
1PC

Backrest



1PC

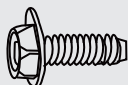
Armrest



2PCS

HARDWARE

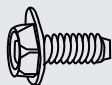
A



M6*25mm

8PCS extra

B



M6*20mm

4PCS extra

C



M6*14mm

10PCS extra

D(screw hole cover)



8PCS extra

E(Wrench)

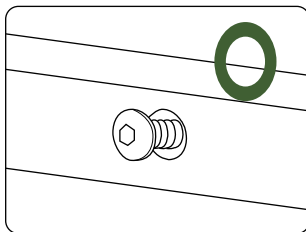
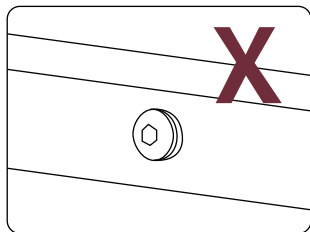


1PC

INSTALLATION STEPS

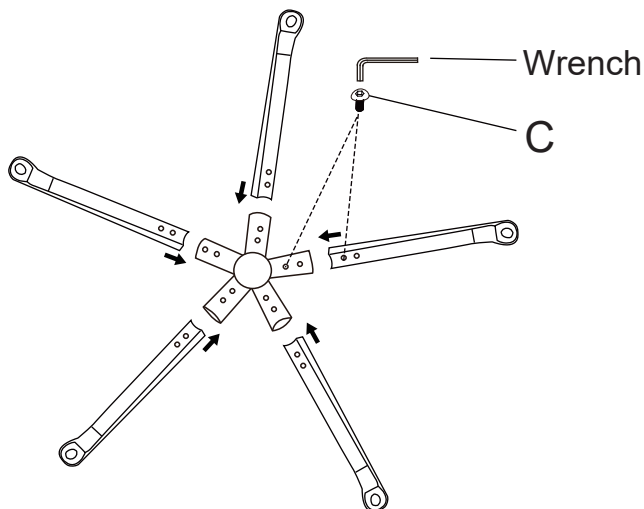
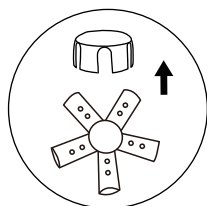
NOTICE

Lightly insert screws into their respective holes before fully tightening to ensure proper alignment.



STEP 1

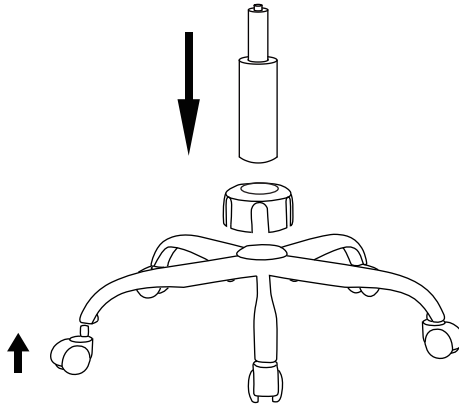
Take off the Foot Base Cover, then insert the Base Legs into the Central Base, and using a Wrench to tighten the five Screws C.



INSTALLATION STEPS

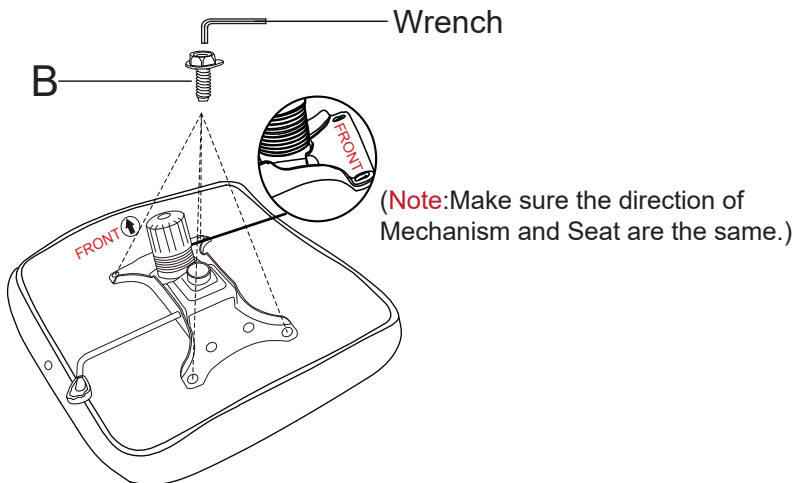
STEP 2

Insert the Wheels vertically into the Foot base. Then upside down the Foot base, and insert the Foot Base Cover and Gas lift.



STEP 3

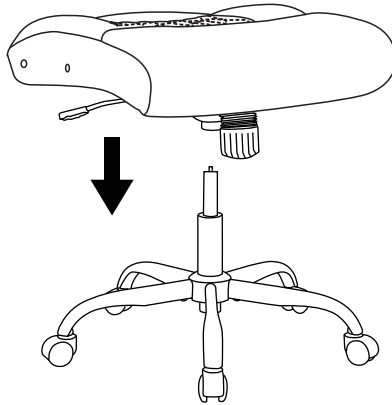
Align the screws holes on the Mechanism and Seat, then using a Wrench to tighten the four Screws B.



INSTALLATION STEPS

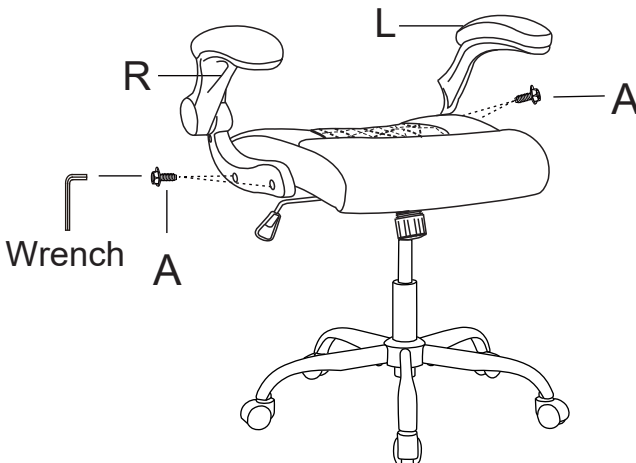
STEP 4

Align the hole on the Mechanism with Gas Lift and press the chair down until it is full secured.



STEP 5

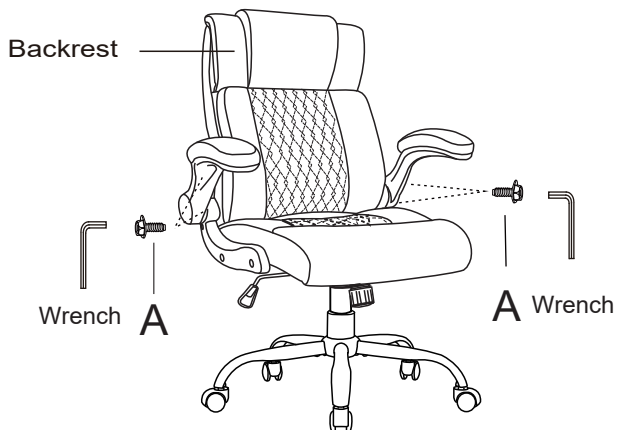
Align the Armrests with the Seat screws hole, and slight tighten the four Screws A with Wrench attached.



INSTALLATION STEPS

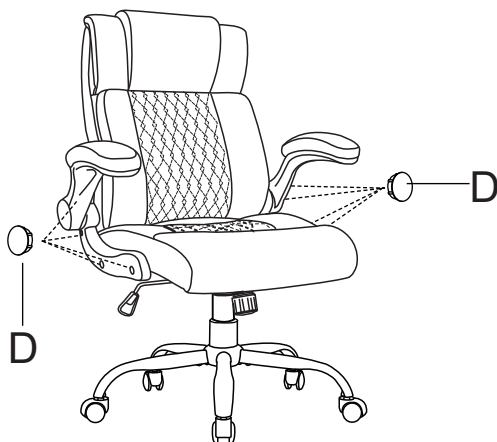
STEP 6

Align the Armrests with the Backrest screws holes, and slight tighten the four Screws A with Wrench attached. Make sure the Backrest and Seat are vertical and then tighten all eight Screws A.



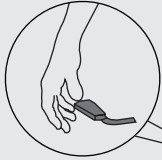
STEP 7

Finally, place the the eight screw hole covers(D).



USER MANUAL

Check



If the MECHANISM is properly installed, it should be on your **RIGHT**.



360-degree rotatable

360°




Armrest Adjustment

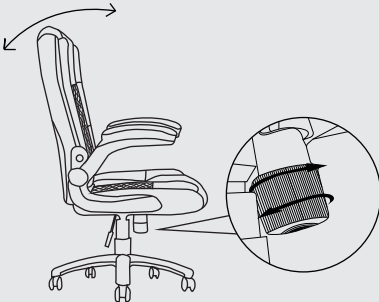
The armrests can be lifted up.



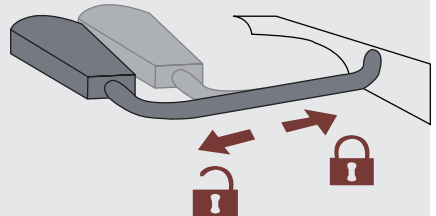
Height



Tilt Tension



Tilt and Tilt Lock



HELP CENTER

WE STAND BEHIND THE QUALITY OF OUR PRODUCT

1. If you have any other issues with your item(s), please feel free to contact us! We will always do our best to come up with a solution that you will be happy with.
2. Please get in touch with our customer service team before returning the item(s).
3. Please do not throw away the original box(es) if you have not finished assembling and confirmed no quality issues.

RETURN POLICY

Length of return period:

You can return the item(s) within 30 days of purchase.

In the meanwhile, everything you purchased from us comes with a one-year warranty.

Who is responsible for the return shipping fee:

We will cover the return shipping fees if:

1. Your item has a manufacturing defect in materials or workmanship. For example, material cracking or screw hole misalignment. We will send you a prepaid shipping label after you send us photos or videos of the defects.
2. Your item has been damaged in transit. For example, metal part is broken or product is damaged. We will send you a prepaid shipping label after you send us photos of the damage.
3. You receive the wrong box(es) due to a warehouse error, We will send you a prepaid shipping label after you send us photos of the item(s), shipping label(s) and words(SKU) on the outer box(es).

* However, we still hope to work with you for a better solution instead of a return. Please don't hesitate to contact our customer service team.

Customer will cover the return shipping fees if:

1. You don't like the item(s) after receiving the box(es).
2. You no longer need the item(s) but have received the box(es).
3. You buy the item(s) by mistake but have received the box(es).
4. Order/shipment cancellation failed, and you have received the box(es).

Return Request

In order to get a full refund as described in this return policy, all items must be:

1. In a brand new/unused condition. Please provide photos before and after packaging.
2. All accessories and parts must be firmly packed in all original packaging before returning. If your return does not meet these requirements, you may not receive a full refund.

When can I receive a refund?

After you return it using the prepaid shipping label we provided and inform us, the refund will be issued once the package(s) have been returned to our warehouse.

What if the product is damaged/defective outside of the valid return period?

We want you to be a happy customer. Please reach out to us via email or text, and we will work on a solution to ensure your satisfaction.